



**EASTERN
FISH AND GAME COUNCIL**

***MEETING
AGENDA***

18 November 2015

AGENDA
For 155TH Meeting
Final Meeting of the 2014-2015 Eastern Fish and Game Council
&
Inaugural Meeting of the 2015-2016 Eastern Fish and Game Council

Venue: Eastern Fish & Game Office
Paradise Valley Road
ROTORUA

Date: Wednesday 18 November 2015

Commences: 12.00 PM

	Page
1 Welcome	
2 Introductions	
3 Apologies	
2014-2015 (Outgoing) Council	
4 Minutes of the previous meeting (21 October 2015)	5
4.1 Identification of items for Council Policy	
5 Matters Arising from the previous meeting	
6 2014-2015 Performance Report (12.15 PM,15 mins)	14
7 Farewell to Departing Councillors (12.30 PM, 10 mins)	18
8 Closure of first part of proceedings	
2015-2016 (Incoming) Council	
9 Election of NZ F&G Council Appointee and Regional Chairperson (12.40 PM, 10 mins)	19
10 Notification of Items for General Business	
11 Conflict of Interest Register	20
12 Legislative Requirements and Councillor Induction (12.50 PM, 10 mins)	21
13 Council Priorities (1.00 PM, 15 mins)	22
14 2016 Game Season Conditions (1.15 PM, 45 mins)	24
15 Date for first full meeting of Council in February 2016 (2.00 PM, 5 mins)	38

16	Liaison Officers Reports (2.05 PM, 5 mins)	39
17	Operational Reports (2.10 PM, 10 mins)	
	17.1 Management Report	40
	17.2 Finance Report	52
	17.3 Licence Sales Report	60
18	General Business (2.20 PM, 10 mins)	
19	Public Excluded Session (2.30 PM, 30 mins)	63
20	Meeting Closes (3.00 PM)	

**UNCONFIRMED MINUTES OF THE 154th MEETING OF THE EASTERN FISH
AND GAME COUNCIL, HELD AT THE ROTORUA OFFICES OF FISH & GAME
NEW ZEALAND ON WEDNESDAY 21st OCTOBER 2015 AT 12.00PM**

PRESENT

Murray Ferris, Lindsay Lyons, Barry Roderick, Michael Little, Terry Wood, Neal Hawes, Laurence Allingham, Annaka Davis, Peter Storey, and Steve Luscombe.

IN ATTENDANCE

Andy Garrick (Regional Manager), Kate Thompson, Eben Herbert, Matthew McDougall, John Meikle, Matt Osborne, Lloyd Gledhill, Mark Sherburn, Anthony van Dorp, Lynne Sands (Eastern Fish & Game); Pete Shepherd (Department of Conservation, arrived 12.18pm); and Ken Coombes (newly elected Councillor).

1.0 WELCOME

1.1 Cr Murray Ferris opened the meeting at 12.00pm and welcomed Councillors, staff, and Ken Coombes.

2.0 APOLOGIES

2.1 Apologies were received from Crs Terry Sutton and Steve Scragg; Kim Alexander and Helen Neale (Department of Conservation); Colin Paton (T/T Conservation Board); and Ray Bushell.

2.2 *Agreed (Mike Little/Terry Wood) that the apologies for the 154th meeting of the Eastern Region Fish and Game Council be sustained. [15/10/2.2]*

3.0 MINUTES OF THE PREVIOUS MEETING (19 AUGUST 2015)

3.1 *Agreed (Neal Hawes/Lindsay Lyons) that the minutes of the meeting held on 19 August 2015 are confirmed as true and correct. [15/10/3.1]*

3.2 There were no resolutions identified for inclusion in Council Policy.

4.0 MATTERS ARISING

4.1 Cr Terry Wood queried whether Councillor attendance at meetings was recorded, and whether there was a specified number of meetings that must be attended before it affected an individual's right to stand for Council. Andy Garrick advised that yes attendance over the course of the year is recorded in the annual report, and that there was no specified minimum number of meetings that must be attended, but the Minister could remove a Councillor from office for inability to perform the functions of office, neglect of duty, or misconduct amongst other things. Council discussed issues that impacted on attendance and these revolved primarily around employment, changes of employment, and health. Cr Neal Hawes suggested a change to the date of the November meeting to suit those with work commitments. Andy Garrick informed Council that the meeting could be brought forward a day or two but this would also result in absentees. Cr Murray Ferris suggested that the proposed timing of Council meetings be reviewed with the incoming Council.

4.2 Cr Neal Hawes queried Agenda Item 7.1 regarding the row boats at Lake Waikareiti advising that he had read an article in the latest AA Directions Magazine indicating their availability. Andy Garrick advised that he was not aware of this and requested a copy of the article for information.

5.0 NOTIFICATION OF ITEMS FOR GENERAL BUSINESS

- Lindsay Lyons - Non-resident licence income.
- Lindsay Lyons - Governors workshop for incoming Council.
- Terry Wood - Kaingaroa forest.

6.0 CONFLICT OF INTEREST REGISTER

- 6.1 Cr Barry Roderick registered his potential conflict of interest over items within the agenda relating to the Waewaetutuki wetland and his prior relationship with the Tauranga Acclimatisation Society.

7.0 ENVIRONMENTAL SCAN

- 7.1 Cr Lindsay Lyons introduced the purpose of the environmental scan as implemented by the New Zealand Council, and commented on the types of topics or issues that Councillors might wish to raise. Cr Annaka Davis queried why these discussions could not occur within the priorities section of the meeting, and Andy Garrick advised that there may be items or issues that have arisen following distribution of the agenda. Cr Murray Ferris noted that care should be taken to avoid duplicating discussions which end up extending the length of meetings.

- 7.2 Cr Barry Roderick spoke of his concern over the number of people that had advised him that they had not received voting papers for the October election of Council. Cr Annaka Davis also expressed her disappointment stating that this seemed to occur at every election. Questions were raised as to why every adult season licence holder was not automatically sent voting papers. Kate Thompson advised that under the Fish and Game Council Elections Regulations licence holders are required to indicate their desire to vote, and that this was done either by ticking and signing a panel within the licence book, or by ticking a box (do you wish to enrol) for the online system. She noted that a number of the queries received within the office had been from people who had been issued with paper licences who, presumably, hadn't ticked the box. There was also an opportunity for agents selling via the online system to bypass this question by selecting "No". It was acknowledged that some agents may not have a good understanding of what Fish and Game Councils do and the importance of elections, and this is something that should be addressed. Andy Garrick agreed that there were a number of issues identified from the election process, and that a review and further discussion of these should occur at the February meeting. Ken Coombes added that through his previous work with a Hunting & Fishing store, while staff were aware of elections and Fish & Game Councils and what they do, 95% of licence buyers were not.

8.0 COUNCIL PRIORITIES

- 8.1 *Angler and Hunter Access:* Cr Terry Wood asked how the new Health and Safety Work Act 2015 coming into effect on 4 April 2016 would impact on the children's fishing days. Andy Garrick advised that we were already committed through current legislation to identify hazards and means of mitigating these, and that Carmel Veitch and staff have been in the process of reviewing all aspects of our site and operations, and that will include also, the children's fish out events. He said that we have an obligation to identify, record, evaluate, and minimise or eliminate risks if we could, and that a Health and Safety meeting is conducted every Monday morning in conjunction with staff meetings. Andy Garrick added we were still unclear of what the new legislation meant for access across private land by staff and honoraries, and

potential liabilities for both staff and Council, and that we would continue to liaise with Robert Sowman and National Office to establish what is actually intended.

8.2 *Enhancing Habitat for Greylard Production:* Cr Barry Roderick informed Council that the drain surveys that he had conducted to date did not indicate an increase in broods on last year. In contrast, Matt McDougall advised that the work he and Brigitta Nieuwboer had been undertaking suggested otherwise, and that they had observed many broods from brand new to fledging stage. Gisborne based Cr Murray Ferris commented on the recent significant rain event in Gisborne, and concerns over flooding of nests. Cr Barry Roderick had received advice from farmers that pukeko had been seen nailing ducklings. Cr Steve Luscombe confirmed that three broods on his property had been completely wiped out by pukeko. Matt McDougall said that pukeko had not previously been considered a widespread issue, but more recently he was receiving more frequent reports about them.

8.3 Cr Steve Luscombe queried the likelihood of a change in policy following a submission from three Awaiti ballot holders requesting an extension of their term from three to six years. Andy Garrick felt that it warranted discussion as it is beyond staff means to maintain these areas to acceptable levels, and incentives of this kind for habitat enhancement works would be one way of achieving the outcomes we need. Discussion of the pros and cons covered the following;

- Requirement of ballot process to rebuild and maintain.
- Longer stand occupancy may promote more effort.
- Not convinced longer term would help as those who do the work would continue to and those who don't still won't.
- Could consider a two tier approach but this could be construed as favouritism.
- Frequency of stand inspections.
- Varying degrees of standards between hunters.
- Uncomfortable for staff if left to their discretion and therefore need parameters, council support, and some flexibility.
- Some reserves require a lot more work than others.
- Three year term based on costs, and this the fairest way.
- Privilege of three years hunting sufficient to expect a reasonable job.

Cr Terry Wood raised his concern over the presence of dilapidated maimai on public land such as Lake Rerewhakaaitu. Matt McDougall advised that by Gazette these structures were required to be removed at the end of the season. Being able to pin down those who built them is problematic, and Fish & Game does not have the resources to remove them. Eben Herbert felt that as a responsible organisation Fish & Game should review its approach to the issue.

8.4 *Maximising Fishery Opportunities:* Cr Terry Wood requested an update on the "Wall". Matt Osborne reported on the recent site inspection undertaken with interested parties, and noted that there were three 'channels' intercepted by the wall. A fish passage facility could be installed at two of these towards the southern end of the wall. It should be relatively easy to remove sections of the wall at these locations and insert fish passage structures into these. Matt noted that parts of the wall were corroding quite badly now.

8.5 Cr Barry Roderick commented on the great opening day on October 1, and the excitement that the red tag promotion had generated. He thanked Mark Sherburn and Lynne Sands for the extra work it had generated for them. Cr Lindsay Lyons suggested that with opening falling on a Saturday next year it would be great to run a similar event. Cr Annaka Davis asked whether the outcomes had been published

within the media as she had not seen anything. Andy Garrick confirmed that results had been published and Cr Murray Ferris suggested that an email be sent to all participants.

- 8.6 Cr Lindsay Lyons spoke to his idea of increasing interest and participation at the Rotorua lake front by releasing trout there to help establish winter shoreline opportunities. Lindsay suggested that there were also opportunities to promote the area of the Utuhina Stream between Lake Road and the Boys High School. Matt Osborne advised that the lake front area is close to the Utuhina, there are silting issues there, and the commercial and other activity constantly present isn't likely to make it a good fishing prospect. We could consider introducing gravels to the area, but with its northerly aspect it's likely these would silt up quickly, and it's more probable that fish would head to the Utuhina anyway. John Meikle noted that as a consequence of the Lake Road upgrade the old bridge buttresses have gone, and the fishery has gone too. John suggested we could talk to the Rotorua Lakes Council about installing some instream structures to re-create the riffles that had been present. Cr Neal Hawes supported an investigation of this idea, and also queried the possibility of releasing brown trout to Lakes Okaro, Rerewhakaaitu, and Okareka to increase shoreline opportunities. Cr Lindsay Lyons advised that unfortunately the legislation and agreements we operate under prohibits the release of trout species into waters where they have never been previously. Andy Garrick advised that we could make an application to do so, but the process would be involved and unlikely to result in the outcome sought. Eben Herbert added that it would not be a simple process of making an application to the Permissions Office of the Department of Conservation as several documents would need to be reviewed including our Sports Fish and Game Management Plan, and our Memorandum of Understanding with the department.

9.0 2016 GAME SEASON CONDITIONS

- 9.1 Andy Garrick opened the discussion asking Council to review the information provided and identify any additional items or issues it wanted discussed at the next meeting. Cr Murray Ferris commented on the hotly debated hen pheasant subject, and asked whether Fish & Game had received any feedback. Matt McDougall advised that feedback had been received from the Wildfowlers. Cr Laurence Allingham confirmed that the Wildfowlers had very strong feelings over the subject and he understood that they were preparing a petition. Cr Neal Hawes queried the hen/cock ratio, and discussion followed in which it was noted that the overall ratio is believed to be in the order of 50/50 though there are usually a number of hens seen with one cock during the game season. Matt McDougall noted that when pheasants were first introduced, a conscious decision was made not to harvest hens as they were easily identifiable and this was a time when populations were still establishing. Crs Mike Little and Laurence Allingham pointed out that pheasant populations are dependent on natural breeding as numbers are not being supplemented by the release of captive reared birds as they once were. Matt McDougall said while this argument stood a number of years ago it was not so applicable now, and noted that the females of all other species are hunted. John Meikle questioned the underlying reasons for allowing a hen pheasant harvest and noted that if it was to provide opportunity it would be far better to offer it mid season than on opening weekend. Cr Murray Ferris said it was concerned in part with easing of regulations and opening up opportunities, and Cr Lindsay Lyons noted it was a way of introducing newbies and new dogs to the pursuit. Murray commented no one was obliged to shoot hens if they didn't agree with it, that we should be basing decisions around science and logic, and if there was a

- good reason not to allow a limited ongoing harvest of hens we can always reverse the regulation allowing it.
- 9.2 Matt McDougall raised the topic of cultural harvest of species such as paradise shelduck. Andy Garrick commented it would be useful for Council to develop a policy for responding to such a request should it be received, and added that in light of the Crown/Tuwharetoa Agreement in Principle for the Tongariro National Trout Centre it should probably extend to sports fish as well. Andy advised staff would prepare a paper in the New Year for Council to consider.
- 9.3 Matt McDougall informed Council that he had spoken to Auckland Waikato Fish & Game staff regarding the effect of pinning shot guns and to date they have been unable to measure outcomes. Eben Herbert advised that he had looked into it and there was not a great deal of literature about it overseas. He also noted that some regions have chosen to do it in order to reduce crippling rates but there seemed to be no science backing that theory. Matt McDougall had contacted other regions and had received no feedback. Cr Murray Ferris noted that there is a belief amongst hunters that he has spoken to that this region is requiring guns to be pinned also. Cr Barry Roderick suggested that it would be good to see standardised conditions with our neighbouring regions more generally. Matt McDougall noted that it is difficult to standardise all conditions because within our own region alone these vary, e.g. bag limits for some species. To align with Auckland Waikato and Hawke's Bay regions would be even more difficult with such diverse environments.
- 9.4 Cr Barry Roderick queried whether the effects of pond feeding had been looked into, and should it be allowed in the future. He also asked whether Council should consider placing a limit on hen mallards? Matt McDougall said that he had reviewed feeding effects 5-6 years ago through the hunter survey and there appeared to be no statistical difference in birds harvested. He said we could redo the study if required. He also said that a previous drake mallard regulation was a most unpopular regulation due to the extreme difficulty in determining the sex of a mallard in the air. Discussion followed on the potential benefits of encouraging the taking of mallard drakes rather than limiting the take of hens.
- 9.5 Cr Barry Roderick commented on a number of horticultural properties in his area that are up for sale that have provided 'defacto' refuges for ducks. He suggested there might be an opportunity to approach owners and investigate whether some of these sites could be gazetted as closed game areas.
- 10.0 INFORMATION FOR THE 2014-2015 DRAFT ANNUAL REPORT**
- 10.1 Kate Thompson provided a brief overview of the Council's draft Annual Report advising that a more detailed paper would be included in the November meeting agenda. Cr Murray Ferris advised that at this time the audited accounts would also be available.
- 10.2 *Agreed (Terry Wood/Neal Hawes) that Council receives the draft reports comprising the Statement of Service Performance, Chairman's report and draft Financial Statements for the 2014-2015 year. [15/10/10.2]*
- 11.0 WAIKAREMOANA SPORTS FISH HABITAT ENHANCEMENT FUND**
- 11.1 *Agreed (Mike Little/Steve Luscombe) that Council approves proposed expenditure from the Waikaremoana Sports Fish Habitat Enhancement fund relating to the Water Quality Monitoring Buoy servicing, the Lake Waikaremoana Lagarasiphon Incursion Programme (\$39,000), and the continuation of surveys and monitoring*

of key spawning tributaries and access initiatives in the upper Waikaretaheke (\$19,000 less costs for servicing the monitoring buoy). [15/10/11.1]

12.0 LIAISON OFFICER REPORTS

12.1 Tongariro-Taupo Conservation Board

Not represented and no report received.

12.2 East Coast/Bay of Plenty Conservation Board

Not represented and no report received.

12.3 Department of Conservation, Central North Island Region

Pete Shepherd thanked Fish & Game for enabling DOC staff to assist during the recent Rotorua Lakes Opening Day saying that they were keen to maintain a good working relationship with Fish & Game. He said that they had seen the highest fish counts since early the 2000s through their traps, and that it appeared that the early runs had re-established. Pete said that the full results were yet to come and that overall fishing had been good. Cr Murray Ferris asked whether the department was looking at its licence categories. Pete confirmed that they are going through a process, but with further restructures recently this has been delayed. Cr Barry Roderick advised that he had received reports from colleagues that the winter fishing had been great and that they were very happy, and asked whether DOC licence sales were on the up. Pete said that yes sales were up, but due to a higher number of lower valued licences being sold, overall revenue was down. He noted that the new online system would provide more insight into licence sales trends. Eben Herbert advised that he had interviewed a number of Taupo anglers on opening day who had also stated that the fishing had been good. Andy Garrick acknowledged and noted his appreciation for the assistance that the DOC team had provided on opening of the Rotorua lakes, and more recently with fin clipping one day.

12.4 Report from the New Zealand Council

Lindsay Lyons' report had been pre-circulated and Lindsay spoke briefly about the need to simplify regulations across the regions and the protection of our waters through Water Conservation Orders. Cr Terry Wood queried progress with the Overseas Investment Office (OIO) in relation to the sale of the cutting rights to Kaingaroa Forest. Andy Garrick said we had seen this as an opportunity to revisit access issues, but from information recently received it appeared that the deal had been completed and it was his understanding there was no longer an opportunity to revisit through the OIO process. Cr Terry Wood queried whether a steering committee should be established to approach the new group. Andy Garrick advised that the best course of action would be to allow staff to initiate enquiries and meet with owners, and that this was on our agenda.

13.0 MANAGEMENT REPORT

13.1 Cr Neal Hawes commented on the low percentage of datawatch returns from lakes Okataina and Rotoiti compared to Tarawera and queried whether this was normal? Matt Osborne confirmed that this year had seen low returns and a very hard summer's fishing, and that Tarawera returns had always been higher than others. Neal asked if this could be an indication of survival and Matt Osborne responded advising that Okataina had seen low usage due to lake levels affecting access, while Rotoiti returns were typically lower than Tarawera due to the population comprising a higher proportion of wild fish. He said that overall return rates were not high and queried whether more incentive to return was needed.

13.2 Cr Neal Hawes also queried the higher percentage of wild fish through the Te Wairoa trap and the reduction in their average weight. Matt Osborne advised that the wild fish run through the trap was earlier this year (in contrast to the run in the Tarawera Outlet), and favourable conditions prevailing when they were juveniles may have improved the survival of these fish. Cr Barry Roderick questioned whether the high percentage of wilds through the trap had brought the overall average weight of fish down. Matt confirmed that this was correct as wild fish are typically smaller than hatchery reared trout though hatchery reared fish were also slightly smaller this year. Cr Lindsay Lyons asked whether three years of algal blooms could be affecting fish size. Matt advised that he believed it could be as foraging effort and food intake can be affected by water clarity. Cr Peter Storey noted that there had been blooms historically, but Lindsay Lyons suggested that these appeared to have been more prevalent in the last three years.

13.3 *Agreed (Mike Little/Terry Wood) that Council receives the Management and Finance Reports, and approves the payments for July and August 2015 totalling \$287,411.70. [15/10/13.3]*

13.4 Kate Thompson provided a brief update on licence sales commenting on the small increase seen in the 2014-15 results over 2013-14, and the early interest in the new licence categories. Cr Neal Hawes queried whether a further review of licence categories would occur as he had heard a number of requests for a family licence for loyal seniors. Kate Thompson provided a run down on the processes leading up to the implementation of the new categories and the time involved with this. She advised that early results had seen a decline in sales for a number of regions as the high number of early season discounted sales had brought the overall results down. Andy Garrick said that he expected a full review to occur with the current categories and that changes, if any, would only be considered following this.

13.5 *Agreed (Mike Little/Terry Wood) that Council receives the report on licence sales. [15/10/13.5]*

14.0 GENERAL BUSINESS

14.1 Cr Lindsay Lyons advised that the New Zealand Council had voted to retain non-resident licence reserves within the regions, but with some regions achieving very few licence sales, consideration needed to be given to supplementing those regions falling into this category that have significant back country fisheries. He wanted to give Council a heads up that a proposal to contribute 1% of non-resident revenue to small regions with significant back country waters such as the West Coast was on the cards.

14.2 Cr Lindsay Lyons suggested inviting Robert Sowman to present at a Governance Workshop for the new Council early next year. Council supported this suggestion.

14.3 Cr Terry Wood again raised the suggestion of establishing a steering committee to deal with Kaingaroa access issues. Crs Lindsay Lyons and Murray Ferris expressed caution as Council is answerable to the Minister for its actions and this is a delicate situation which needs to be dealt with appropriately. Andy Garrick advised the Eastern Region has staff who are appropriately qualified to deal with this and other ongoing access issues, and would keep Council informed of progress and any assistance it might need.

15.0 PUBLIC EXCLUDED SESSION

15.1 *Agreed (Mike Little/Lindsay Lyons) that pursuant to Section 48 (1) of the Local Government Official Information and Meetings Act 1987, the public be excluded at 2.48pm from the following parts of the proceedings of this meeting, namely a*

***discussion on Eastern Region's future relationship with the Hawke's Bay Region.
[15/10/15.1]***

The general subject of each matter to be considered while the public is excluded, the reason for passing this resolution in relation to each matter and the specific grounds under Section 48(1) of the Local Government Official Information and Meetings Act 1987 for the passing of this resolution are as follows:

GENERAL SUBJECT OF EACH MATTER TO BE CONSIDERED	REASON FOR PASSING THIS RESOLUTION IN RELATION TO EACH MATTER	GROUND(S) UNDER SECTION 48(1) FOR THE PASSING OF THIS RESOLUTION
6.3.1.1 Discussion on staffing and management matters.	Good reason to withhold exists under section 7 of the Local Government Official Information and Meetings Act 1987	Section 48(1)(a)

This resolution is made in reliance on Section 48(1)(a) of the Local Government Official Information and Meetings Act 1987 and the particular interest or interests protected by Section 6 or Section 7 of that Act which would be prejudiced by the holding of the whole or relevant part of the proceedings of the meeting in public are as follows:

ITEM	REASON UNDER ACT	SECTION	PLAIN ENGLISH REASON
16.3.1.1	Protect the privacy of natural persons including that of deceased natural persons	Sec. 7(2)(a)	To allow Council to have frank discussion about issues relating to employment of staff.

15.2 *Agreed (Murray Ferris/Laurence Allingham) that the public be re-admitted to the meeting at 3.31pm. [15/10/15.2]*

16.0 MEETING CLOSED

16.1 The meeting was closed at 3.31pm.

.....
Murray Ferris,
Chairman

.....
Date

SUMMARY OF RESOLUTIONS

2.0 APOLOGIES

- 2.2 *Agreed (Mike Little/Terry Wood) that the apologies for the 154th meeting of the Eastern Region Fish and Game Council be sustained. [15/10/2.2]*

3.0 MINUES OF THE PREVIOUS MEETING (19 AUGUST 2015)

- 3.1 *Agreed (Neal Hawes/Lindsay Lyons) that the minutes of the meeting held on 19 August 2015 are confirmed as true and correct. [15/10/3.1]*

10.0 INFORMATION FOR THE 2014-2015 DRAFT ANNUAL REPORT

- 10.2 *Agreed (Terry Wood/Neal Hawes) that Council receives the draft reports comprising the Statement of Service Performance, Chairman's report and draft Financial Statements for the 2014-2015 year. [15/10/10.2]*

11.0 WAIKAREMOANA SPORTS FISH HABITAT ENHANCEMENT FUND

- 11.1 *Agreed (Mike Little/Steve Luscombe) that Council approves proposed expenditure from the Waikaremoana Sports Fish Habitat Enhancement fund relating to the Water Quality Monitoring Buoy servicing, the Lake Waikaremoana Lagarasiphon Incursion Programme (\$39,000), and the continuation of surveys and monitoring of key spawning tributaries and access initiatives in the upper Waikaretaheke (\$19,000 less costs for servicing the monitoring buoy). [15/10/11.1]*

13.0 MANAGEMENT REPORT

- 13.3 *Agreed (Mike Little/Terry Wood) that Council receives the Management and Finance Reports, and approves the payments for July and August 2015 totalling \$287,411.70. [15/10/13.3]*
- 13.5 *Agreed (Mike Little/Terry Wood) that Council receives the report on licence sales. [15/10/13.5]*

15.0 PUBLIC SECLUDED SESSION

- 15.1 *Agreed (Mike Little/Lindsay Lyons) that pursuant to Section 48 (1) of the Local Government Official Information and Meetings Act 1987, the public be excluded at 2.48pm from the following parts of the proceedings of this meeting, namely a discussion on Eastern Region's future relationship with the Hawke's Bay Region. [15/10/15.1]*
- 15.2 *Agreed (Murray Ferris/Laurence Allingham) that the public be re-admitted to the meeting at 3.31pm. [15/10/15.2]*

6. 2014-2015 PERFORMANCE REPORT

Ref: 8.03.04

5 November 2015

1. Purpose

To adopt the Performance Report for the 2014-2015 year.

2. Background

The Performance (Annual) Report for the 2014-2015 year has been completed and audited by Owen McLeod. The draft report was provided for consideration at the October Council meeting, and a final copy which includes the Independent Auditor's Report will be tabled at this meeting.

3. New Reporting Standards

This year the Performance Report (formally the Annual Report) has been prepared under a new set of Financial Standards. Eastern Fish and Game Council is now required to report under a Public Benefit Entity Simple Format reporting - Accrual (Public Sector) (PBE SFR A (PS)).

There are a few changes in the format from previous years. The most significant are as follows:

- Income has been reclassified to ensure all Grants and Donations are fully disclosed;
- Expenses are now shown as direct costs (last year overheads were distributed against the outputs);
- A Statement of Cashflows has been added to the report;
- An accrual for income in advance (for 1/12 of all season (fish) and 1/6th of winter licences) has been included in Liabilities;
- Restricted and Dedicated reserves have been fully identified in Note 5 Equity.

4.0 Variance against Budget

Profit for the year was \$57,238 against a budget deficit of (\$26,296). This result reflects the reinstatement of the regions reserves (\$65,000), increased revenue from sources other than licensing, and reduced spending, particularly that budgeted from the Waikaremoana Sports Fish Habitat Enhancement Fund.

4.1 Income

The total revenues for the 2014-2015 year were \$69,500 over budget. This total was made up primarily from the following:

Amount	Note
+\$29,500	External funding for Awakaponga pump project
+\$7,763	External funding for Ohaaki project
+\$7,971	Increased revenue from staff contracts
+\$5,164	Funding from Waikaremoana fund re Wairoa catchment access work
+\$5,559	Increased Interest Income - Waikaremoana Fund
+\$2,250	Additional revenue - Waiotukupuna trapping
+\$4,221	Increased house rental income

+\$4,891	Increased reparations for children's fishing
+\$1,645	Sale of seized gear and spare tyres
+\$1,683	Remediation
+\$1,500	NZC contribution to Auckland boat show expenses
-\$1,782	Reduced licence revenue
-\$5,814	Reduction to sale of fish to other regions

External funds gained for the various habitat projects were used during the year to meet the outputs for these projects.

4.2 Expenditure

4.2.1 Species

The total direct expenditure related to species projects was \$3,092 under budget. Population Monitoring direct expenditure budgets (\$5,444) were not fully utilised due to reduced costs associated with transect flights, trend counts and didymo surveillance. These surplus funds were not utilised as unanticipated additional expenditure had been incurred for the Awakaponga pump project reported within the Habitat Output. Within the Harvest Assessment area the budget for the National Anglers Survey was not utilised (\$900). Hatchery Operations direct expenses were increased (\$3,688) and this was due to increases to the price of fish food and an increased requirement for maintenance to the fish tanker.

4.2.2 Habitat

Habitat related direct expenditure ended the year \$20,796 less than budget, however there were significant budgeted funds unspent which related to the Waikaremoana Sports Fish Fund (\$57,547). Pledged funding for weed cordons or other infrastructure at Lake Waikaremoana is yet to be used (\$39,000), and a reduced need for maintenance on the water quality monitoring buoy this year resulted in unspent funds that are usually allocated annually for this purpose (\$3,751). Additionally, \$20,000 that had initially been approved to fund willow and poplar control but was subsequently reallocated to improve access to the upper Waikaretaheke, put additional signage into the Waiau, and open up opportunities in the Putere Lakes, had not been fully utilised as a result of investigations and implementation planning for these initiatives occurring late in the financial year (\$14,796).

Additional expenditure not budgeted for, related to the Ohaaki wetland which was funded by the Waikato Catchment Ecological Enhancement Trust (\$7,763), and the Awakaponga WMR pump project (\$41,044) which received funding from the Environment Bay of Plenty Innovation Fund (\$29,500). Additional costs associated with the Awakaponga WMR pump project were able to be provided for by reducing expenditure within the Reserves Management and Habitat Enhancement budget areas.

4.2.3 Participation and Client Services

The total direct expenditure related to client service projects was \$201 over budget and is due to a small increase in the newsletter production costs.

4.2.4 Public Interface

Public Awareness direct expenditure ended the year \$2,375 over budget. This relates to increased costs associated with the Auckland Boat Show promotion, and an increased grounds maintenance need.

4.2.5 Compliance

The overall direct expense in the Compliance Output was over budget by \$2,256. Increased legal expenses for prosecutions were offset by reduced operational costs.

4.2.6 Licensing

Licensing costs were lower than budgeted (\$4,253) and this relates primarily to the reduced cost of the Region's Public Online sales. The annual commissions and fees budgets are set on the basis that 5% of budgeted licence revenue is paid as a commission to licence agents. This percentage has also been used as a ball park rate to budget for fees associated with Public Online purchases, but with increased purchasing through this channel and bulk savings achieved the actual cost of sales through the Public Purchasing channel is reduced.

4.2.7 Council

Council related expenditure was \$764 under budget. A reduction in Councillor travel expenditure over the year contributed to this result.

4.2.8 Planning & Reporting

Planning and reporting expenditure is \$189 over budget and this is a result of reduced Annual General Meeting costs.

4.2.9 Administration

The administrative expenses have been split into Employee related costs and Other expenses and the combined end of year variance was \$8,636 (0.85%) over budget.

Employee related expenses were \$4,958 over budget resulting from increased salaries for additional contract work undertaken by staff and funded by other Fish & Game Councils, increased fringe benefit tax and employment expenses associated with new staff, increased health and safety costs, and lower than anticipated ACC levies.

Other Expenses were over budget by \$3,678. The staff house expense was higher than budgeted (\$5,135) due to the opportunity being taken to undertake additional maintenance and improvements as a result of an unbudgeted increase in rental income. Office Premises expenses ended the year \$5,517 over budget and this relates to increased maintenance with the re-staining and painting of the administration building and upgrades to office lighting. Office equipment expenses were \$375 over budget for the year and relate to unbudgeted repairs to the phone system following a lightning strike. Communications expenditure was lower than anticipated by \$1,052 resulting from savings in photocopying and stationery costs. General expenses were also under budget by \$1,102 which is due to reduced advertising, valuation, and general office expenses. Equipment expenditure ended the year under budget by \$975 and this is due primarily to reduced fuel costs. Vehicle expenses were less than budget (\$4,647) resulting from savings across the board on insurance, registration, fuel, and maintenance.

4.2.10 NZ Fish & Game Levies

A reduction in levies of \$121,480 payable to the New Zealand Council is reported when compared to the 2013-2014 financial year. This is due to the levy calculations based on a reduced licence revenue target within the National Budgeting system and an adjustment for reinstatement of regional reserves of \$65,000 as approved.

5.0 Financial Position

5.1 Liquidity

The Council's financial position remains secure with current liquidity ratios, which indicate the amount of working capital or quick assets available of some \$3.45 of current assets to every \$1 of current liabilities (\$4.64 in 2013-14).

The Statement of Cash Flows highlights that cash received from operating activities for the year was \$157,922 compared to -\$67,058 last year. The decrease in cash on hand at year end of \$20,620 is a makeup of the inflow from operating \$157,922 and the transfer of cash to investments and fixed assets \$178,542 (outflow).

5.2 Fish & Game Reserves

This is represented by the ratio of total annual expenditure to current assets. The generally accepted figure within Fish and Game New Zealand is that each Council will maintain current assets of more than 50% of the annual expenditure budget. With an expenditure budget of \$1.632m including levies, and current assets of \$945,459, the Eastern Region maintains assets equivalent to 58% of annual expenditure (52% for 2013-14). It should be noted that this includes trout inventories and the Waikaremoana Sports Fish Fund.

5.3 Debtors

The figure of \$141,841 is largely made up of current debtors (2013-14 figure, \$178,698). All of these were paid in September and October 2015.

5.4 Restricted and Dedicated reserves

Note 5 (page 51) in the Accounts gives a summary of the Restricted and Dedicated reserves. These include the Waikaremoana Sports Fish Habitat Enhancement Fund, the Asset Replacement Reserve, and the Back Country Fisheries reserve which has been created with the establishment of the non-resident licence fee.

6. Recommendations

6.1 *That Council adopts the Performance Report for the 2014-2015 year.*

7. FAREWELL TO DEPARTING COUNCILLORS

Ref: 7.02.03

5 November 2015

1. Purpose

To acknowledge the commitment and contribution of those members of Council whose term in office has recently concluded.

2. Background

The changeover in Council has resulted in the departure of five Councillors. Mike Little has been a member of Council for the past nine years, Terry Wood and Terry Sutton the past six years, and Steve Luscombe and Laurence Allingham the past three years.

3. Recommendation

3.1 That Council acknowledges and records its appreciation of the contribution of Crs Mike Little, Terry Wood, Terry Sutton, Steve Luscombe, and Laurence Allingham have made to Fish & Game, and the Eastern Region in particular.

9. ELECTION OF NEW ZEALAND FISH AND GAME COUNCIL APPOINTEE AND REGIONAL CHAIRPERSON

Ref: 7.02.01

5 November 2015

1. Purpose

To meet the statutory requirements relating to the appointment of an Eastern Council member to the New Zealand Fish and Game Council, and to appoint an interim Regional Chairperson to maintain continuity.

2. Background

The Fish and Game Council Elections Regulations 1990 state that the new Council must meet within three weeks of taking office to appoint a member to the New Zealand Fish and Game Council as follows:

26 Appointment of members of New Zealand Fish and Game Council

- (1) The first meeting of each newly elected Fish and Game Council shall be held not later than 3 weeks after the date the members came into office.*
- (2) At the first meeting of the Council members shall appoint one of their number to be a member of the New Zealand Fish and Game Council.*
- (3) The appointment shall be by majority vote of the Council.*
- (4) Members of the New Zealand Fish and Game Council shall remain in office as long as they remain members of the appointing Fish and Game Council, except that where a majority of the members of the appointing Fish and Game Council pass a resolution that a vote be taken on a new appointment prior to expiry of the term, then a vote shall be taken and the successor shall serve out the remaining period of the term.*

The statutory purpose of the Inaugural Council Meeting is to elect a New Zealand Fish and Game Council appointee. This is to ensure that there is a New Zealand Fish and Game Council in place between now and March 2016 when the NZ Council first meets. It's also appropriate to elect an interim Chairperson at this meeting for the same reason, to ensure there is a point of contact between management and the Council over the summer months immediately following the election, and to preside over remaining items on this agenda.

The first full meeting of Council each year occurs in February, and past Councils have used that meeting to elect officers of the Council, a process repeated annually. Deferring this until February provides a little more time for newly elected Councillors to come to grips with how Council operates, and to get to know other Council members a little better. The two appointments to be made at this meeting are effectively provisional arrangements that will be reviewed again in February 2016.

3. Recommendation

- 3.1 *That Council elects a New Zealand Council appointee and a Regional Chairperson to hold office between now and Council's meeting in February 2016.***

11. CONFLICT OF INTEREST REGISTER

Ref: 7.02.01

5 November 2015

1. Purpose

A standing agenda item to disclose any Councillor Conflict of Interest or perceived Conflict of Interest, and record this in the Councillor Conflict of Interest Register.

2. Background

The Eastern Fish and Game Council has developed a policy to deal with Conflicts of Interest and must provide a standing agenda item to allow Councillors to disclose any Conflict or highlight any potential conflict. The "Interest Register" ring binder will be circulated in the first part of each meeting for Councillors to record any interests. The Council should then discuss how it wants to deal with any interest or perceived interest identified.

For Crown entities the definition of 'interested' is;

4. *Board members [Councillors] of Crown Entities should be aware of the very wide scope of what 'interested' means under the Crown Entities Act. A person is interested in a matter if he or she:*
 - *May derive a financial benefit from the matter;*
 - *Is the spouse, defacto partner (whether of the same or different sex), child or parent of a person who may derive a financial benefit from the matter;*
 - *May have a financial interest in a person to whom the matter relates;*
 - *Is a partner, director, officer, board member, or trustee of a person who may have a financial interest in a person to whom the matter relates;*
 - *May be interested in the matter because the entity's Act so provides; or*
 - *Is otherwise directly or indirectly interested in the matter.*

And any Conflict of Interest can be dealt with as follows:

- 6.6 *Members agree that the Council may, where appropriate, decide that a Council Member who has declared an interest in matters to be discussed by the Council [1] should leave the meeting room for the duration of discussion on such matters or; [2] remain in the room and contribute to the discussion and be allowed to vote or; [3] remain in the room and contribute to the discussion but not be allowed to vote.*

Councillors should take this opportunity to disclose any Conflict of Interest and record it in the circulated Conflict of Interest Register. If during the course of the meeting a conflict or perceived conflict is recognised, then this should also be disclosed at the time.

3. Recommendation

- 3.1 *That Councillors disclose any Conflict or potential Conflict of Interest, record it in the Interest Register, and Council agrees on how to deal with any Conflict of Interest raised.*

12. LEGISLATIVE REQUIREMENTS AND COUNCILLOR INDUCTION

Ref: 7.01.01

5 November 2015

1. Purpose

To inform Councillors of their legislative responsibilities and provide induction material and governance manuals.

2. Background

It is important for Fish and Game Councillors to be aware of their role and responsibilities under the Conservation and Wildlife Acts, as well as responsibilities under other legislation including the Local Government Official Information and Meetings Act, Crimes Act and other enactments.

The Regional Manager will briefly outline these responsibilities to Councillors and hand out induction material and Governance Manuals. It is important that Councillors know the Manager is available to discuss any induction matters or queries at any stage should they require it.

3. Recommendation

3.1 That Council receives the induction material and the Eastern Fish and Game Council Governance Manual.

13. COUNCIL PRIORITIES

Ref: 8.02.01

8 November 2015

1. Purpose

To review progress and activities relating to Council's priorities during the first two months of the 2015-2016 operational year.

2. Background

At each meeting Council reviews the progress of projects and initiatives that relate to Council's key priorities for the current year, and discusses any other items it considers of relevance. At its meeting in August, 2014-2015 priorities were largely reaffirmed for the 2015-2016 operational work plan year, but with some changes in emphasis within these priorities.

The Council's key regional priorities for the current year as stated in the 2015-2016 OWP year are:

- *Enhanced habitat for greylard production – in particular activities that increase duck numbers and as a result, hunter opportunities.*
- *Water quantity and quality – addressing in particular, the pressures on our free-flowing water resources and the water quality of the Rotorua Lakes.*
- *Access – making it easier for anglers and hunters to use the resource.*
- *Maximising fishery opportunities.*

The Council also supports long term aspirational outcomes of the New Zealand Fish and Game Council which are as follows:

- Fish & Game NZ is well recognised and well regarded as fish and game resource managers based on a user says/user pays system.
- Fish & Game's values and aspirations are reflected in statute.
- Sports fish and game birds are recognised as valued public resources with right of access.
- There is general recognition that wildlife habitat is a finite resource that must be protected.
- Completion and defence of Water Conservation Orders.
- The New Zealand public is sympathetic to Fish & Game NZ's goals.

Key undertakings since Council's last meeting have largely focussed around lake fisheries monitoring, fish liberations, ongoing compliance callouts to spawning streams, implementation of the mallard drain productivity study, stand balloting, reserve inspections, development of 2016 game season options, and implementation of other core functions. These activities are described in the management report in Agenda Item 17.1. Specific items that Council might wish to discuss here are presented below.

3. Enhancing Habitat for Greylard Production (Priority One)

- Our investigation into the spatial and temporal use of drains by mallards in the lowland Bay of Plenty is well advanced. The key question we're asking is what are the characteristics of drains that influence their use and productivity by mallards? Matt

McDougall and Brigit Nieuwboer commenced field work in August. Eighty four randomly selected 200m sections of drain between Te Puke and Whakatane have been mapped and their characteristics recorded, the key focus being on their morphology, hydrology, vegetation both in stream and on the banks and berms, and how they are currently managed.

- A series of discussions we have had with BOPRC science staff around opportunities to collaborate have been realised, and they have recently commenced investigations into water quality and invertebrates in a sub sample of the drains we've been working on.
- To date (3 November) at least five brood /duck counts have been completed at each of our sites. Maintenance of the drains appears to be behind where it usually is at this time of year, with tall grass in and around many of the drains and dense weed in the bottom of some. It appears to have been a good breeding season to date with a large number of Class 6 ducklings present in a number of the sites being surveyed, as well as others in surrounding drains. There are also a substantial number of Class 1 and 2 ducklings present at many of these sites. Our annual 'snapshot' of broods on specific drains was completed on 29 October, and the results from these are supportive of the observations we've made during the more formal drain study that productivity in this area is looking pretty good this year.

4. Water Quality and Quantity (Priority Two)

- There have been no new or substantive developments since Council's last meeting other than the announcement from Bryce Johnson that Fish & Game has withdrawn from the Land and Water Forum. Media releases relating to this have been provided in the November Papers for Information.

5. Angler and Hunter Access (Priority Three)

- Nothing substantive to update.

6. Maximising fishery opportunities (Priority Four)

- As this agenda was being finalised, Matt Osborne participated in the annual Ohau Channel Fisheries Panel Review meeting and a verbal update can be provided if required on the ongoing investigations being undertaken by members of the Panel.

7. New Zealand Council Aspirational Outcomes

- Eastern continued to contribute to national publicity and public awareness efforts as evidenced in the "Public Communications" and "Public Promotions" management reports in Agenda Item 17.1.

14. 2016 GAME SEASON CONDITIONS

Ref: 1.07.03

06 November 2015

1. Purpose

To determine game season conditions for the 2016 hunting season.

2. Background

Council has established policies and criteria for determining game season regulations (constraints) based on monitoring programmes undertaken in the January preceding the game season concerned. These are set out in Appendix 1 to this Agenda Item.

In November last year (2014), Council agreed to revert to the threshold management approach to setting mallard harvest regulations. This involves using information obtained from trapping and banding operations to determine the conditions that will apply. Mallard and grey duck are combined, as genetic introgression means the species cannot be visually differentiated. The criteria agreed to by Council last year need to be reviewed, because at the time they were considered to be temporary. Consideration also needs to be given to whether a different set of conditions is warranted in the Reporoa/Broadlands area where mallard numbers are reported to be critically low.

Black swan regulations are based on population size estimates and trends over the past thirteen years, and paradise shelduck regulations on population trends alone. Aerial counts of swans and parries are undertaken in mid-January. Analysis of this data is usually completed by Waitangi Weekend. Shoveler duck populations are assessed from ground based counts undertaken throughout New Zealand in August each year, but unlike other waterfowl species there are no established criteria for setting season regulations other than applying a conservative approach to the trend counts obtained. For the past few years Council has recommended a four week season and two bird bag limit for shoveler. The 2015 shoveler monitoring programme indicated that the long term population trend for this species is stable, so no change is recommended to the status quo.

Upland game regulations also tend to remain the same from year to year. We undertake some monitoring of pheasant populations by conducting crow counts in November, but this provides only limited insight as it is undertaken prior to the breeding season. At this stage we do not have a robust means of measuring upland game populations that can be applied to setting regulations or monitoring the impacts of these. If anecdotal information is available indicating a possible collapse of populations, or there are other reasons warranting a change from the status quo, this is brought to Council's attention. Last year Council introduced a one hen limit on Opening Weekend only. Council discussed this option for the 2016 season at its October 2015 meeting but did not make any recommendations for 2016. Council noted however, that some hunters were vehemently opposed to this proposal.

In the 2000 game bird season the Eastern Fish and Game Council made provision for magazines to hold more than one shell. Concern has been widely expressed that this may be inappropriate given the depressed status of mallard populations, and Council needs to determine whether a change is required to existing policy.

Decisions are also required in relation to the hunting of pukeko using Australasian harriers, and whether restrictions on hunting access to the Waewaetutuki Wetland other than for the purpose of the novice hunt programme be extended to the 2016 season.

Appendix 2 provides the proposed schedule and regulations for the 2016 game season. The content of the highlighted cells in Table 3 is subject to the outcomes of summer monitoring in January 2015 and will be finalised as per the policy direction indicated in Appendix 1. Council will be advised in early February of the results of the summer monitoring programmes (trend counts and banding/modelling), and the consequent regulations that will apply.

3. Considerations for 2016

3.1 Mallard Threshold Management

Threshold management entails setting harvest regulations based on estimated population sizes determined by monitoring. The regulation constraint (how restrictive the season regulations are) is determined by a threshold or a population level.

Council set thresholds for the 2015 season at 400,000. Restricted" season conditions would apply if the estimated mean population level was $\leq 400,000$ and "relaxed" conditions would apply if the mean population estimate was greater than 400,000 [14/11/9.4] (see Figure 1). If the population fell into the restricted zone, six mallard and grey ducks (combined) per day with a season length of four weeks plus Queens Birthday would apply, but if estimates put the population into the relaxed zone, the resultant conditions would be six mallard and grey duck (combined) per day over a six week season [14/11/9.5]. At the time Council introduced these criteria staff understood that these were to apply for the 2015 season only. Staff have since reviewed the criteria and recommend refinements to the threshold and regulation set as below.

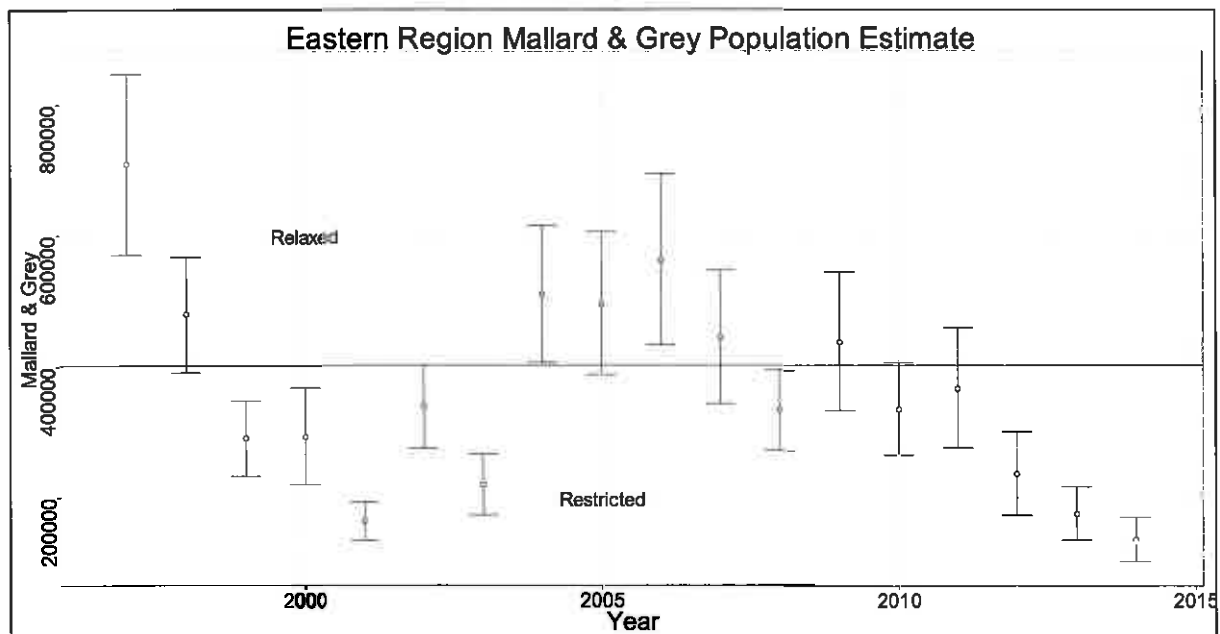


Figure 1: The threshold utilised in 2015 to set mallard and grey duck regulations (above or below 400,000 birds) and greylard population means since 1997 (open circle) \pm 95% Credible Interval at the beginning of the waterfowl season in the Eastern Region.

Threshold Levels: When the mallard (and grey) mean population is assessed as equal to, or below 350,000 then a restricted set of regulations should apply. When above 350,000 and at or below 450,000, an intermediate set should apply, and when greater than 450,000, conditions should be relaxed (see Table 1 and Figure 2).

Harvest restrictions: Under Restricted conditions a 4-week season (including Queens Birthday when appropriate) with a bag limit of 6 mallard and grey duck should apply. If Intermediate conditions prevail, a 6-week season with a bag limit of 8 mallard and grey duck would apply, while an 8-week season with a bag limit of 10 mallard and grey duck would be implemented when conditions were Relaxed (see Table 2).

The population level in 2015 has still to be established, and once this has been done will be used along with survival and productivity data, to predict population size leading up to the 2016 season.

Table 1: Greyland population status and corresponding season conditions

Population Size	Season Conditions
Low ($\leq 350,000$)	Restricted
Moderate ($>350,000$ and $\leq 450,000$)	Intermediate
High ($>450,000$)	Relaxed

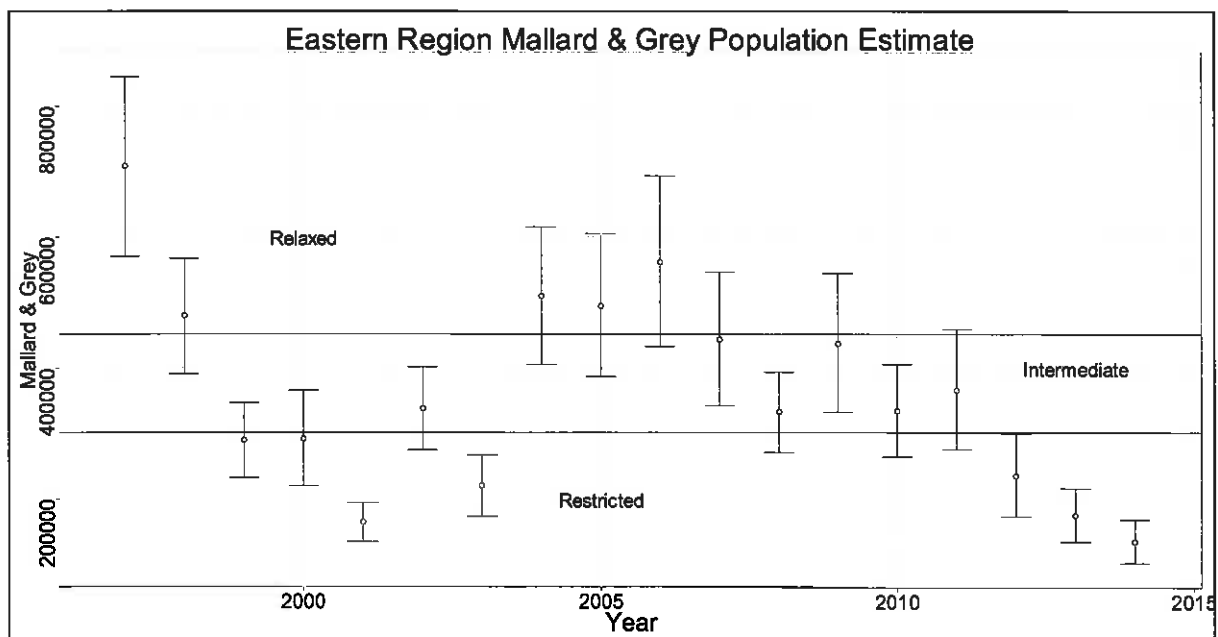


Figure 2: Estimated mallard and grey duck population sizes 1997- 2014 and proposed thresholds.

Table 2: Season conditions applying to each level of restriction

Constraint level	Season Duration And Bag Limit Applying
Restricted	4-week season with a bag of 6 mallard and grey duck
Intermediate	6-week season with a bag of 8 mallard and grey duck.
Relaxed	8-week season with a bag of 10 mallard and grey duck.

3.2 Reporoa-Broadlands Area

Hunters and Councillors have reported significantly depleted populations of mallard and grey duck in the upper Waikato area. Our current monitoring regime is unable to substantiate this, but staff ranging and working within the area concur. Staff have observed a general decline consistent with these claims over the last six years (John Meikle pers. comm.).

Council needs to decide if it wants to take a proactive stand and reduce harvest through more restrictive harvest regulations than the rest of the Eastern Region with the aim of hastening or facilitating the recovery of populations within this area.

One suggestion by hunters has been to reduce the bag limit from six to three in a restrictive year. Observations of rangers in this area suggest that reducing the bag from six to three may not make a substantial difference to total harvest, but analysis of game hunter survey data from hunters throughout the Eastern Region suggests that reducing the bag to three would reduce harvest by about 30%. This is likely to disenfranchise some hunters, but could be partially offset by promoting other opportunities in the Eastern Region well in advance of the season, including walk in permits to wetland reserves after the exclusive period for ballot holders has expired.

Another suggestion is to limit the mallard bag to five with a maximum of 2 hens. The trouble with this proposal is that the extent of mallard hybridisation is such that many drakes are very motley looking and it can be very difficult differentiating them from hens on the ground, let alone in the air or when the light is poor.

If Council sees merit in this proposal it will need to define precisely where the reduced bag limits would apply. There are four possible scenarios that might work:

- a) The zone bounded by SH5, SH1 and SH3 (see Option 1 Appendix 3);
- b) The zone bounded by SH5 - Settlers Road - Broadlands Road to where it joins SH1, SH1, and SH5;
- c) The Waikato River from Mihi Bridge to Huka Falls and the corresponding catchment.
- d) The Waikato River from Mangakino Dam face to Huka Falls and the corresponding catchment.

3.3 Magazine Restriction

In the 2000 game bird season the Eastern Fish and Game Council made provision for magazines to hold more than one shell¹. It is not clear if increasing the magazine capacity was in the best interest of the ducks.

¹ The Wildlife Act stipulates that when hunting game birds shotgun magazines must be adjusted such that only one shell may be used in the magazine unless otherwise allowed by the Minister (18(1)(c)(iii) Wildlife Act 1953).

Staff have observed, and many hunters have commented, that hunters appear more prone to shoot at birds out of range with multi-shot shotguns and that this could result in a higher incidence of non-recovery. Some hunters have rebuffed these assertions believing that multi-shots enable hunters to despatch birds that have been hit either while still in the air, or on the water. No empirical evidence one way or the other is available. Analysis of mallard survival in the Eastern Region during the period 1997- 2014 suggests that the introduction of unpinned shotguns coincides with an increase in mallard survival², but the possibility/likelihood of other factors coming into play to produce this result cannot be discounted.

The opinions of hunters on multi-shot shotguns were canvassed during the game hunter survey as part of a nationwide survey. The results from the nationwide survey are not available, but we can report the opinions of Eastern licence holders. These were:

Should shotguns be pinned? 36% said yes, 52% said no, 10% don't know, and 2% don't care.

Of those that said yes to pinned, 67% used shotguns limited to 2 shots over the 2015 opening weekend, and 33% used multi-shot.

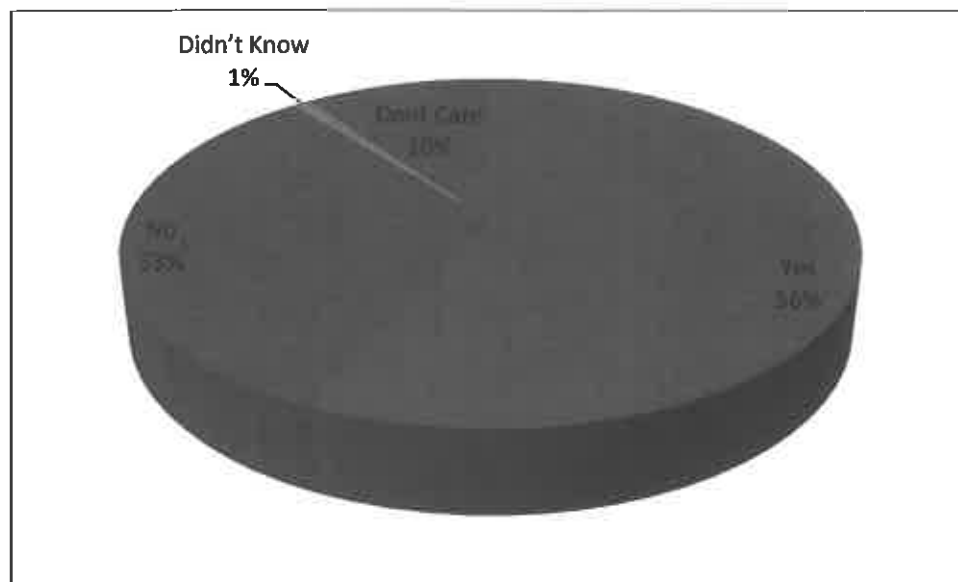
Hunters were asked if shotguns should be limited to 3, 5, or unlimited shots (they were not asked about 1, 2, or 4 shots). 48% of respondents voted yes to 3 shots, 29% to 5 shots and 23% to unlimited. Some hunters volunteered their preference for 2 shots but this was not asked of all hunters.

In summary, about half of the hunters interviewed (52%) do not want magazines restricted, but if they are to be, about half (48%) considered 3 shots acceptable.

Our neighbouring Fish and Game Councils have either introduced (Auckland/Waikato) or are in the process of introducing (Hawke's Bay voluntary in 2015 and 2016 but mandatory in 2017) a 3 shot capacity (i.e. the shotgun is limited to 3 shots; 2 in the magazine and one in the breech). Auckland/Waikato surveyed hunters in 2015 to determine hunter satisfaction with the 3 shot restriction introduced in 2013. The majority of respondents supported the 3 shot restriction (see Figure 3).

² Survival models including a covariate for unpinned shotguns and hunter effort received the greatest support for mallards banded 1997 - 2014 in the Eastern Region.

Figure 2: Auckland/Waikato hunter response when asked if they supported the 3-shot restriction introduced in the 2013 season. (Data provided by David Klee, Auckland/Waikato Fish and Game from 2013 Game Bird Hunter Survey, N = 118).



3.3 Hen Pheasant Harvest

Staff provided Council with a review of the 2015 opening weekend pheasant harvest in the October 2015 Agenda. Council debated (Item 9.1 October 2015 minutes) the pros and cons of a small hen pheasant harvest over opening weekend. The decision to allow the 2015 limited harvest was, in part, based on the goals and objectives outlined in the Sports Fish and Game Management Plan for the Eastern Region. Specifically the goal, *“To manage sustainable populations of sports fish and game bird species for recreational harvest”*, and the objective, *“Maintenance and enhancement of populations and diversity of game bird species ... to maximise hunting opportunities.”*

There are some hunters that continue to oppose this regulation. The crux of their argument against a hen harvest appears to be that it is not acceptable to be shooting the female of the species because it is the female who produces the next generation of birds. Of the nine game bird species available in the Eastern Region, females are harvested in eight of these (pheasants being the one exception). These species include highly fecund (produce a lot of offspring) short-lived birds (e.g. the mallard) through to long-lived, slow to reach maturation and relatively low producing species such as the black swan. The life strategy of the pheasant falls somewhere between these two species but is probably closest to the mallard. In fact it probably lies somewhere between the mallard and the paradise shelduck. Both of the latter species tolerate a hen harvest. Staff are unable to predict the consequences of not shooting female mallards or paradise shelduck on harvest of these species other than when populations are very low, as harvest dynamics are quite complicated and species specific, but the greatest growth rate of a population typically occurs at half the carrying capacity of its habitat, and it is also the point of maximum sustainable yield (harvest). This being so, if maximising harvest of cock birds is what hunters are fundamentally concerned about, as opposed to simply maintaining a longstanding tradition, it is very unlikely this objective will be adversely affected by a limited take of hens.

It was pointed out at the October meeting, that if it is increased opportunity that the Council wishes to offer hunters, then it may be better to select another weekend than opening

weekend. This move needs to be balanced against any desire there might be to minimise hen harvest.

3.4 Application to Hunt Pukeko with Hawks

The New Zealand Falconers Association and Wingspan have again approached Eastern Fish & Game with a request to hunt pukeko with Australasian harriers (hawks) for the 2016 season. Staff are recommending the status quo.

At times hawks provide a viable and safe method of dealing with pukeko problems. Having trained birds capable of taking pukeko is of potential benefit to members of the public in situations where pukeko are causing crop damage and can't be controlled in the normal manner.

3.5 Waewaetutuki

The 2015 novice programme in the Waewaetutuki Wetland provided hunting for seven HUNTS course participants (the eighth pulled out at the last moment). Due the late approval (February 2015) for the novice programme, the novices did not assist with maimai and pond maintenance (undertaken by staff), and did not assist with scrubbing up (also undertaken by staff). The novices were split into three pairs and one single with shoot days on a Wednesday and Saturday of the same week, the third week of the game season. Three of the novices provided their own shotguns and waders. The remaining four novices were provided with borrowed shotguns and waders, and decoys provided by staff and Cr Lyons. Plenty of waterfowl were decoyed and called into range, but unfortunately only a couple of ducks were shot by the novices. All enjoyed their time and commented that they had learnt a lot, with six of the seven stating they would be buying 2016 licences. Two applied to enter our reserve ballot system.

Comments from hunters in surrounding wetlands and estuary have been minimal, but the Marshes, who lodged the letter to Council for the closure of Waewaetutuki, stated they had a wonderful opening weekend. The adjacent Little Waihi reserve hunters had an average opening weekend, possibly due to an illegal fire that had been lit that affected their hunting. No estuary hunters have commented.

Staff did not detect any poaching of Waewaetutuki during the season, with multiple ranging excursions there.

One HUNTS course has been undertaken this year, with one to come, and there are six confirmed novices to date scheduled for a managed hunt in May 2016. These novices will be involved with pond maintenance and scrubbing up, as well as invited to banding in the area. It was understood at the time of the first HUNTS course, that this novice only hunt programme at Waewaetutuki was to continue until duck numbers recovered in the region, and staff seek confirmation from the Council that this is the case.

4.0 Recommendation

- 4.1 *That Council re-affirms the threshold approach to setting mallard and grey duck harvest regulations (where grey duck are treated as mallard due to the difficulty in distinguishing between the species).***
- 4.2 *That the threshold levels are set at 350,000 and 450,000 such that at or below 350,000 a set of restricted conditions apply; above 350,000 and, at or below 450,000***

a set of intermediate harvest regulations apply; and above 450,000 a relaxed set of conditions apply.

- 4.3 That restricted conditions shall comprise a 4-week season (including Queens Birthday when appropriate) with a bag limit of 6 mallard and grey duck; intermediate conditions shall comprise a 6-week season with a bag limit of 8 mallard and grey duck; and relaxed conditions shall comprise an 8-week season with a bag limit of 10 mallard and grey duck.*
- 4.4 That Council considers the proposal to further constrain the mallard and grey duck bag limit in the Reporoa/Broadlands/upper Waikato River area.*
- 4.5 That paradise shelduck and black swan thresholds and regulations remain the status quo and are subject to January monitoring results.*
- 4.6 That the 2016 season conditions for shoveler duck be a two bird bag limit for four weeks.*
- 4.7 That one hen pheasant per day be allowed over Opening Weekend only.*
- 4.8 That Council approves the continuation of hunting of pukeko with Australasian harriers.*
- 4.9 That Council reviews the arguments for restricting magazine capacity and decides if it wishes to introduce regulations consistent with neighbouring Fish and Game Councils.*
- 4.9 That the remaining conditions for 2016 are as per Appendix 1.*
- 4.10 That the Waewaetutuki Wetland be closed to the general ballot and walk in permit system for the 2016 game bird hunting season and the novice hunt programme instigated in 2015 be repeated.*

APPENDIX 1: CURRENT POLICY AND CRITERIA

1. GREYLARD POLICY

Mallard and Grey Duck

Agreed (Steve Scragg/Steve Luscombe) that the season regulations for mallard and grey duck combined are set using population size (Threshold Management). [14/11/9.3]

Agreed (Steve Scragg/Steve Luscombe) that a set of "restricted" season conditions apply when the estimated mean population level is $\leq 400,000$, and "relaxed" conditions when the mean population estimate is greater than 400,000. [14/11/9.4]

Agreed (Steve Scragg/Steve Luscombe) that six mallard and grey ducks (combined) per day with a season length of four weeks plus Queens Birthday will apply in 2015 if conditions are "restrictive", and six mallard and grey duck (combined) per day with a six week season will apply if conditions are "relaxed". [14/11/9.5]

Agreed (Steve Scragg/Barry Roderick) that staff use the summer monitoring programme to set season conditions as per the policy direction from Appendix 1 (see below) for non-greylards. [14/11/9.6]

2. NON-GREYLARD POLICY

Shoveler Duck

Agreed (Steve Scragg/Barry Roderick) that 2015 season conditions for shoveler duck be a two bird bag for four weeks. [14/11/9.7]

Paradise Shelduck

Threshold Criteria

Table 1: Eastern Paradise Shelduck threshold levels.

LONG TERM POPULATION TREND	SEASON
Negative ie. population declining	Restricted
Zero ie. population stable	Intermediate
Positive ie. population growing.	Relaxed

Table 2: Eastern Paradise Shelduck season conditions

SEASON	Area	Specific Conditions	
		Length (weeks)	Bag Limit
Restricted	A1 & A2	4	4
	B2 & B1 South of true right bank Uawa River	4	4
Intermediate	A1, A2	8	6
	B2 & B1 South of the true right bank Uawa River	8	10

Relaxed	A1, A2, B2 & B1 South of the true right bank Uawa River Mouth	10	10
Fixed Season condition	B1 North of the true right bank Uawa River Mouth	10	20

Black Swan
Threshold Criteria

Table 3: Eastern Black Swan threshold levels

POPULATION SIZE	TREND	SEASON
Low (below 1,000)	Negative	Restricted
Low (below 1,000)	Zero	Restricted
Low (below 1,000)	Positive	Restricted
Moderate (between 1,000 and 3,000)	Negative	Intermediate
Moderate (between 1,000 and 3,000)	Zero	Intermediate
Moderate (between 1,000 and 3,000)	Positive	Relaxed
Greater than 3,000	Negative	Relaxed
Greater than 3,000	Zero	Relaxed
Greater than 3,000	Positive	Relaxed

Table 4: Eastern Black Swan season conditions

SEASON	SPECIFIC CONDITIONS (LENGTH AND DAILY BAG)
Restricted	No season.
Intermediate	8-week season with a 2-bird limit for Management Units A1, A2 and B1. 6-week season with a 4-bird limit for Management Unit B2
Relaxed	16-week season with a no-bird limit.

APPENDIX 2: PROPOSED 2016 GAME SEASON SCHEDULE

EASTERN FISH AND GAME REGION³

Table 3. Game That May be Hunted or Killed—Duration of 2016

Species	Season (dates inclusive)	Duration	Daily Bag Limit	Hunting Area
Grey/mallard duck	<i>Subject to Monitoring (see Appendix 1)</i>			All areas
Shoveler duck	7 May to 6 June 2016		2	All areas
Paradise shelduck	<i>Subject to Monitoring See Appendix 1 Tables 1 and 2</i>			Area A & A2
				Area B2 and that part of B1, which lies south of the true right bank of the Uawa River Mouth, Tolaga Bay
				That part of B1, which lies north of the true right bank of the Uawa River Mouth, Tolaga Bay
Pukeko	7 May to 28 Aug 2016		10	All areas
Black swan	<i>Subject to Monitoring See Appendix 1 Tables 3 and 4</i>			Area A1
				Area A2
				Area B1 & B2
Bobwhite (Virginian) quail	7 May to 28 Aug 2016		No limit	All areas
Brown quail	7 May to 28 Aug 2016		5	All areas
California quail	7 May to 28 Aug 2016		No limit	Area A1 & A2
	7 May to 28 Aug 2016		5	Area B1 & B2
Cock pheasant	7 May to 28 Aug 2016		5	All areas excluding Upland Game Properties with special conditions specified in clause 6 for this Region
Hen Pheasant	<i>Subject to Council Agreement</i>			All Areas
Pheasant, both sexes	7 May to 28 Aug 2016		No limit	Upland Game Properties with special conditions specified in clause 6 for this Region
Cock pheasant	29 Aug to 18 Sep 2016		No limit	Upland Game Properties with special conditions specified in clause 6 for this Region (junior hunters only)
Red legged partridge	7 May to 28 Aug 2016		No limit	Upland Game Properties with special conditions specified in clause 6 for this Region

³Reference to Description: *Gazette*, No. 83, of 22 May 1990, at page 1861

2 Definition of Areas

The following descriptions refer to Local Authority Boundaries described on the Infomap 242B-2 Department of Survey and Land Information (now Land Information New Zealand) for the Eastern Region Fish and Game Region.

- 2.1 **Area A1:** Tauranga District, Western Bay of Plenty District, that part of the South Waikato District within the Eastern Fish and Game region and east of State Highway 1, Rotorua District, Kawerau District, Whakatane District and Opotiki District.
- 2.2 **Area A2:** Those parts of the South Waikato District west of State Highway 1 within the Eastern Fish and Game Region, Taupo District and Ruapehu District, which lie within the Eastern Fish and Game Region.
- 2.3 **Area B1:** Gisborne District.
- 2.4 **Area B2:** That part of Wairoa District within the Eastern Fish and Game Region.

3 Shooting Hours

Species	Area	Date	Hours
All species	All areas	7 May – end of their respective seasons 2016	6.15am–6.15pm

4 Decoy Limit

No limit.

5 Special Conditions

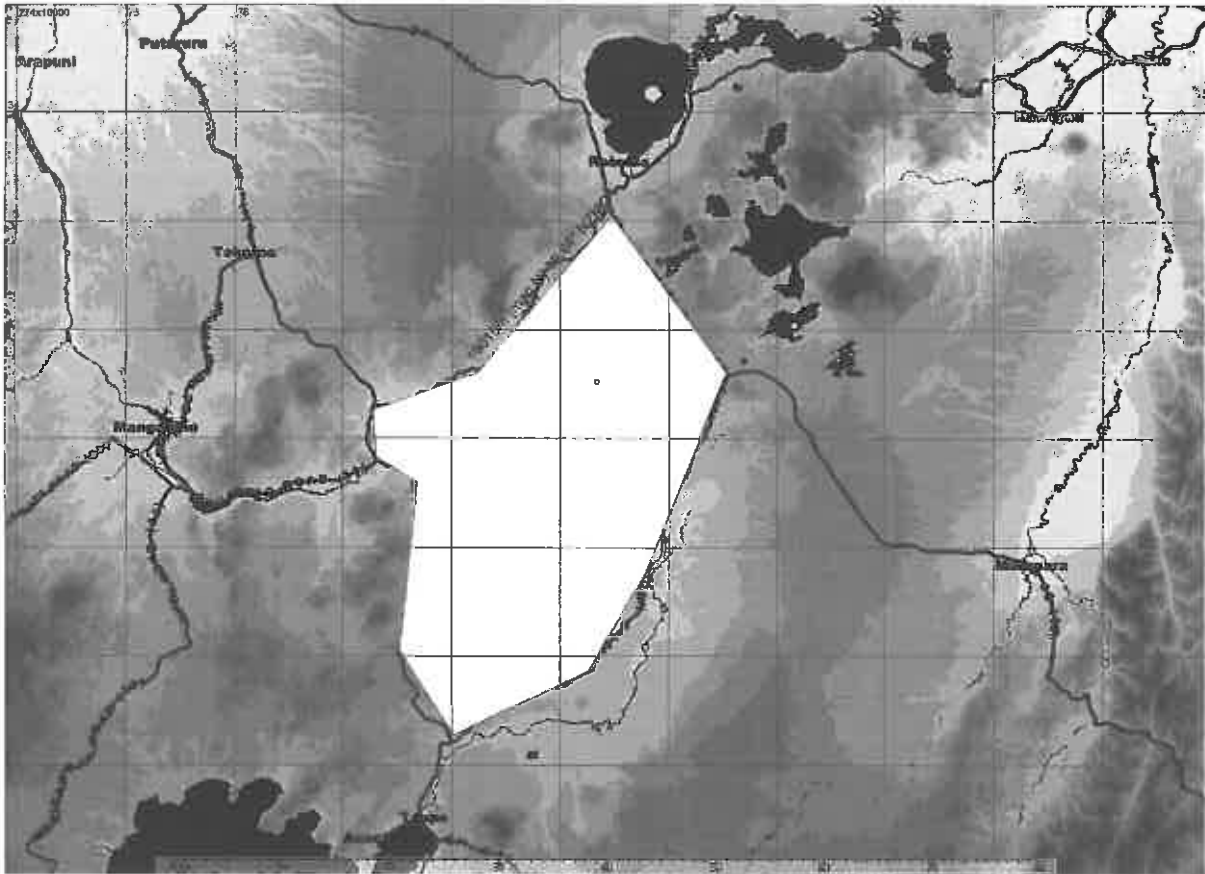
- 5.1 **Unpinned/pinned magazine shotguns.** *Subject to outcome of Council's deliberations 18 November 2015.*
- 5.2 No maimai shall impede the use of navigable channels in the Tauranga Harbour, Ohiwa Harbour, Little Waihi Estuary, Lake Aniwhenua and Lake Taupo.
- 5.3 Maimais erected in the Little Waihi Estuary, Lake Aniwhenua, Ohiwa Harbour, Stump and Waihi bays of Lake Taupo must be dismantled and removed within 2 weeks of the close of the season (i.e. by 18 September 2016).
- 5.4 Australasian Harriers (*Circus approximans*) may be used to take pukeko subject to the season length and bag limit prescribed in Table 3 and any conditions imposed by the Minister of Conservation under the permit to hold for the purpose of falconry.

6 Upland Game Properties with Special Conditions

- 6.1 **Pirini Family Trust:** The property is located 8 kilometres up the Bush Road from Pongokawa. It is bounded by Pongakawa River, Rotoehu Forest and Bush Road, Sections 4, 5 and 7 SO 7437 Block IX Waihi South Survey District.
- 6.2 **Equine Farm:** The property is located approximately 6 kilometres in a north-west direction from Lake Rotoehu with Rotoehu Road and Fletcher Challenge's Rotoehu Forest on the main boundaries. It is made up of 283 hectares being entirely enclosed within deer fence, DPS 17091. The property is owned by Equine Estate Limited.
- 6.3 **Prime Pine:** The property is located on the Matata Highway and consists of some 120 hectares of pine forest. DPS 58240. It is bounded by Hingston, Fraser, Prinz and Knight properties. The property is owned by Prime Pine Partnership.

- 6.4 Harakeke Station Taupo:** 1034 State Highway 1, RD 1, Wairakei, being 946.37 hectares in total and consisting of Tatua East No 25 Block, Tatua East No 27 Blocks I, II and VI Tatua Survey District, Tatua East No 29 Blocks V and VI Tatua Survey District, Tatua East No 28 Block V Tatua Survey District, Part X2A Block V Tatua Survey District, Lot 1 DP 330092, Lot 2 DPS 11900, Part Tatua East 11E1B MI 16902, Block V, Tatua Survey District, Lot 1 DPS 90819 Lot 1 DPS 10147 Part Tatua East 8 ML 14696, Block V, Tatua Survey District, Tatua East 11C1 ML 14696 Block V, Tatua Survey District 11B ML 14696 Tatua East Survey District 11A ML 14696 Tatua East Survey District Tatua East 12E1 MI. The property is owned by Harakeke Company Limited.
- 6.5 Totara Lodge Taupo:** The property covers an area of 1478 hectares bounded by State Highway 1 and Bouma, Speed, Pepper, Lowry, Perrott, Robertson, Bull and May properties. It consists of Tatua East 17 Blocks II IV Tuhingamata West Survey District, Lot 3 DP 338327, Lots 1, 2, 4 and 5 DPS 61926 Tatua East 18 Block V Tatua Survey District, Blocks II and IV Tuhingamata West Survey District, and Lot 9 DP 358455 Tatua East 16A ML 18532, Tuhingamata West Survey District The property is owned by E. F. Deadman Limited.
- 6.6 Titoki Hereford Stud:** The property is situated along a 4 kilometre road frontage, at the top of Tikitere Hill from above Hell's Gate to opposite Moose Lodge entrance, DPS 36936, DPS 27776, DPS 24257 and DP 8128. It is bounded by Fletcher Challenge Tikitere Forest and Okataina Scenic Reserve. The property is owned by the Wells No2 Trust Farm Partnership.

**APPENDIX 3: SCENARIO 1 BOUNDARIES FOR LOCAL AREA
RESTRICTION ON MALLARD AND GREY DUCK
DAILY BAG LIMITS**



NB. Maps portraying the other options suggested will be provided at the meeting.

15. DATE FOR THE FIRST FULL MEETING OF THE EASTERN FISH AND GAME COUNCIL IN FEBRUARY 2016

Ref: 7.02.01

5 November 2016

1. Purpose

To set a date for the first full Council meeting in February 2016.

2. Background

The Council is required to meet on at least six occasions between 1 February and 31 December each year. Due to a need to supply regional feedback to the New Zealand Council on important matters such as regulation and licence fee setting, the timing of these meetings must fit within a national bi-monthly schedule. Meetings need to be held in February, April, June, August, October and November to consider the issues indicated in the table below. Meetings have typically been scheduled to take place on Wednesday evenings in the third week, and sometimes the second week of these months.

The Eastern Council has in past years set its annual schedule at the February meeting when the proposed meeting dates for the New Zealand Council meetings have been advised.

Meeting dates and key issues for discussion.

	Date	Venue	Key Issues
1	<i>February 2016</i>	Rotorua	<ul style="list-style-type: none"> • Council Priorities
2	<i>April, 2016</i>	Rotorua	<ul style="list-style-type: none"> • OWP – initial draft • Anglers Notice – initial consideration
3	<i>June 2016</i>	Rotorua	<ul style="list-style-type: none"> • Licence Fee • OWP – 2nd draft • Anglers Notice – finalise recommendations
4	<i>August 2016</i>	Rotorua or alternate venue?	<ul style="list-style-type: none"> • Finalise OWP
5	<i>October 2016</i>	Rotorua or alternate venue?	<ul style="list-style-type: none"> • Game Conditions – initial consideration • Annual Performance Report - draft
6	<i>November 2016</i>	Rotorua	<ul style="list-style-type: none"> • Game Conditions – finalise recommendations
AGM	<i>November 2016</i>	Rotorua	<ul style="list-style-type: none"> • Present Annual Performance Report

This new 2015-2018 Council needs to determine a date for its February 2016 meeting. This needs to occur within the week of the 15th. The meetings of the previous Council began at 12 noon and were scheduled to finish at 3pm. The Council should consider both the date and time for the February meeting.

3. Recommendation

3,1 *That Council decides on a date and time for the February 2016 meeting.*

16. LIAISON OFFICERS REPORTS

16.1 Conservation Boards

- *Bay of Plenty Conservation Board*
- *Tongariro-Taupo Conservation Board*
- *East Coast/Hawkes Bay Conservation Board*

16.2 Reports from Other Agencies

- Department of Conservation, Central North Island Region (Taupo, Rotorua, Bay of Plenty)
- Department of Conservation, Lower North Island Region (Gisborne, Wairoa)

16.3 Report from New Zealand Council

17. OPERATIONAL REPORTS

17.1 MANAGEMENT REPORT

3 November 2015

SPECIES MANAGEMENT

1111 River Fisheries Investigations

Upper Streams Opening

The upper sections of Lake Rotorua's tributaries open to angling on 1 December. Fish & Game staff will be promoting the Check, Clean, Dry message at the upper Ngongotaha, Waiteti and Utuhina Streams. A 'Check, Clean, Dry' banner is being organised from DOC to be erected by the first angler access point on Paradise Valley Road. Staff will also be checking compliance with regulations and licensing.

1112 Datawatch

During the first two weeks following the season opening, a total of 73 Datawatch tags were returned and entered into the database. The distribution is as follows:

Lake Okareka	0
Lake Okataina	28
Lake Rerewhakaaitu	1
Lake Rotoehu	3
Lake Rotoiti	19
Lake Rotoma	1
Lake Rotorua	1
Lake Tarawera	18
Lake Tutira	2
Lake Waikaremoana	0

At 24 October last year, 79 tags had been returned and entered into the Datawatch database. This season's returns are slightly behind on Tarawera, but up on Rotoiti and equal on Okataina. There have been no returns to date of tagged fish released into Lake Waikaremoana in April 2015.

1113 Lake Waikaremoana Monitoring Buoy Update

Staff visited the monitoring buoy in early November while at Aniwanuiwa to attend the Lagarosiphon meeting. The monitoring buoy cables are still unable to be retrieved as they remain stuck on either substrate or a submerged log perhaps. The batteries within the control console appear to be dead which may be all or part of the reason for the loss in transmission noted over the past month. Staff were unable to resolve the issue at the time, and will be consulting with the other parties involved to determine when efforts will be made to get the buoy operating again and who will assist.

1115 Lake Fisheries Research

Ngongotaha Stream trap

Data from the October Ngongotaha Stream trapping has yet to be received and processed.

1119 Upland Game & Forest Management

Pheasant Call Counts

Annual pheasant call counts were conducted in Kaingaroa Forest during the first week of November. Results will be reported at the next Council Meeting.

1121 Lakes Fisheries Creel Surveys

Winter Creel Survey 2014-15

The 2014-15 Winter Creel Survey data has been entered into the database and analysed. A report is currently being prepared.

Summer Creel Survey 2015-16

A programme for the 2015-16 summer creel surveys has been formulated. This will cover Lakes Rotorua, Rotoiti, Tarawera and Okataina. The surveys will start mid November 2015 and go through to the end of April 2016.

1122 Opening Day Creel Survey 2015-16

The 2015-16 Opening Day Survey information from 1 October 2015 is currently being entered into the opening database prior to analysis and report preparation.

1141 Hatchery Operations

Fry from the 2015 brood have mostly been counted and moved to larger rearing tanks. They will be moved to outside rearing ponds over summer.

Liberations for the period included releases within the Eastern Region, show below and supply to Auckland Waikato and Hawke's Bay Fish & Game regions.

The final Rotorua Anglers Association children's fishing event was run for the year on November 1. Analysis of data now available from the on-line entries will be carried out and reported on shortly.

Fish locations at 2 November 2015:

Location	Type	Qty (approx)	Comment
Tank A	0+ Brown	2000	Eastern, Hawke's Bay liberations 2016
Tank C	1+ Brown	200	Eastern
Tank D	1+ Brown	700	Eastern, Hawke's Bay
Pond 3	1+ Rt	2,500	Eastern spring liberations and other regions
RW 2	2+ Rt	750	Wellington region

Liberations for October 10 – November 2:

Date	Location	Qty	Age	Species	Tag	Clip/mark
19/10/15	Rotoiti	4500	1+	RT	-	Lp
22/10/15	Tarawera	3500	1+	RT	-	Lp
22/10/15	Okataina	1000	1+	RT	-	Lp
28/10/15	Okaro	500	1+	RT	-	Lp
29/10/15	Ngapouri	500	1+	RT	-	Lp

HABITAT PROTECTION AND MAINTENANCE

1211 RMA Planning and Consents

Gisborne District Council – Freshwater Advisory Group and Freshwater Plan

Following the work of the Freshwater Advisory Group the Gisborne District Council notified the proposed freshwater plan on October 12. Submissions close on December 7.

Kaimai Catchments Forum

The forum has now created several smaller focus groups to address areas of particular concern with a more manageable sized group. No new developments.

Whakatane District Council

Submissions were lodged on the Proposed Whakatane District Plan in September 2013. Concerns with the plan were generally in relation to barriers to the enhancement of scheduled wetlands on public and private land, and also to the ongoing maintenance of wetlands. Additionally we have some concerns with the activity status of maimai requiring resource consents in some zones, including areas such as Ohiwa Harbour, large parts of the coastal area, and in most of our balloted hunting areas. The majority of our concerns have been accepted in the decisions which are being released periodically.

RMA Staff Meeting

A national Fish and Game RMA Staff meeting was attended in Wellington in October.

Water Quality

Following the adoption of the National Policy Statement for Freshwater Management in 2014, Regional Councils are now required to implement its provisions. Fish and Game remains involved in the Gisborne Freshwater Advisory Group and the Bay of Plenty Regional Water Advisory Panel. These collaborative groups comprise representatives from a wide range of sectors and have been established to assist the councils with freshwater management planning, to provide context and direction for how freshwater resources are managed, and to assist in the implementation of the National Policy Statement. Bay of Plenty Regional Council is hoping to notify a freshwater plan during 2016.

The Bay of Plenty Regional Council is also in the process of establishing community groups to look at values and limits within the Rangitaiki, Kaituna/Maketu and Pongakawa/Waitahanui Water Management Areas. Fish and Game representatives have been appointed to each of these. The next meetings are scheduled for late November. Community groups will also be established in the other seven Water Management Areas in the future.

The Gisborne District Council has identified ten Water Management Areas and is expected to follow a similar process of establishing community groups.

Ohau Channel Fishery Research Panel Meeting

The Ohau Channel Fishery Panel meeting was held on November 5. Fish & Game staff presented information from the 2014-15 Ohau Angler Creel Survey, NIWA presented smelt trapping data, Ian Kusabs presented the Koura and Kakahi monitoring and University of Waikato presented boat electro-fishing survey information.

Resource Consents

Date In	Authority	Applicant	Type	Resource Involved	Action
24-Aug-15	BOPRC	Waiaua Irrigation Scheme	WP- pasture irrigation	Waiaua River, Opotiki	No concerns letter
27-Oct-15	BOPRC	F Cronhelm	LUC- ford repairs	Tuapiro Creek, Katikati	S95E3A
29-Oct-15	WRC	Contact Energy	LUC – weir and fish passage installation	Te Rautehuia Stream, Waikato River	S95E3A

Lagarosiphon Meeting

Staff attended a Lagarosiphon Steering Committee meeting at the Aniwanuiwa Field Centre on October 30. Changes to the management of Te Urewera were discussed along with the upcoming build of the Waikaremoana Tribal headquarters, and funding for, and direction of the Lagarosiphon control project for the coming year.

1221 Reserves Management

General

There have been no significant works undertaken within the reserves since Council's last meeting. Scheduled early summer works have been delayed due to unforeseen circumstances and are currently being re-programmed with mowing and spraying commencing mid November.

Preliminary discussions are under way with DOC and Ngati Awa in relation to the relocation of the nohoanga (traditional exclusive camping site for iwi) within the Thornton WMR to a more suitable location within the reserve. A proposal identifying alternative site options is being drafted. No camping is permitted during the game bird hunting season, so effects on licence holders are likely to be minimal.

Renewal of gazette notices for management of the Crown owned wetlands within the Eastern Region between DOC and Fish & Game remains on hold while DOC determines who is to take charge of this and liaise with Fish & Game staff. Both parties are still identifying their respective interests in each of the wetlands and whether some gazette conditions need to be changed.

We are continuing to work with DOC towards combining all the Bay of Plenty wetlands that we jointly manage into one long term resource consent for both development and maintenance

activities, but have also been exploring the idea of developing “wetland management agreements” under the Regional Plan which may prove to be a more efficient option.

Awakaponga WMR

Nearly \$30,000 of funding was approved by the Bay of Plenty Regional Council Innovation Fund for the Awakaponga Water Proposal. This is considered to be an innovative project utilising solar energy and compressed air pumping to enhance water levels within the Awakaponga Wildlife Management Reserve. The system is now operational except for some minor calibration work and fine tuning which will be undertaken over the next couple of months.

1231 Maintain and Enhance Game Bird Habitat

Landowner Information

One landowner visit has occurred as a result of speaking to an adjoining landowner previously. The property, which abuts the Tauranga Harbour, has the potential to create at least a one hectare pond, and several smaller ponds. We await further instructions from the landowner and once this occurs, a joint proposal with the BOPRC land management division is likely.

Pro-active rural landowner visits have commenced with the aim of developing long term relationships to encourage habitat enhancement, including wetlands and drains, and facilitate access for monitoring. These relationships will allow Fish & Game to better understand farming processes, and we hope, develop best practice guidelines for duck friendly farm management. This will be an ongoing programme. Regular visits to these properties will also give staff a better feel for what’s happening within the rural environment and the status of regional game bird populations.

1232 Habitat Creation Projects

East Coast Pond Trial

East Coast Pond trial. No site visits assess nesting or brood success since early September.

1233 Drain Management

To date a minimum of five brood/duck counts have been completed at each of our drain study sites. Maintenance of the drains appears to be behind where it usually is at this time of year, with tall grass in and around many of the drains and dense weed in the bottom of some. It appears to have been a good breeding season to date with a large number of Class 6 ducklings present in a number of the sites being surveyed, as well as others in surrounding drains. There are also a substantial number of Class 1 and 2 ducklings present at many of these sites. Our annual ‘snapshot’ of broods on specific drains was completed on 29 October, and the results from these are supportive of the observations we’ve made during the more formal drain study that productivity in this area is looking pretty good this year. Results will be reported at the next Council Meeting.

ANGLER AND HUNTER PARTICIPATION

1311 Maintain & Enhance Access

Annual angler access work is underway with maintenance on tracks and access points taking place at locations including the Ngongotaha, Waiteti, Kaituna, and Rangitaiki River system. Waioeka River access maintenance work is scheduled for mid November.

Signage checks and maintenance is underway around the region with East Coast signs being checked in October in conjunction with ranging in those areas.

Kaingaroa Forest (Rangitaiki River system), and Waimangu Forest access (to Lake Rotomahana) is now closed. Access conditions imposed by forest managers remain the same as in previous years, and unless there is a prolonged period of low fire risk, recreational access will not be available over the summer period.

1331 Inform Anglers and Hunter

Reel News, Both Barrels

Reel Life was produced in October covering results of the opening and prospects for the early season.

1333 Fishing Reports

A fishing prospects was added to the Reel Life for October and numerous reports featured on Twitter.

1334 Maintain & Update Content on Web Site

Updates or changes to the Eastern Web site included: council agendas and minutes, children's fishing notice, Fish for Gold update, opening day report, forest access update. 13 Tweets were sent out for the period. Our Twitter account has 285 followers.

1341 Information Pamphlets

No pamphlets have been produced for the period.

1351 Children's Fishing Programme

One children's fishing event was held for the period with approximately 200 children participating.

1354 Fishing Competitions

One fishing competition permit was processed for the period.

1361 Fish & Game Club relations

Three club visits were undertaken.

PUBLIC INTERFACE

1411 Statutory Liaison and Political Awareness

Rotorua Lakes Recreation Forum

Matt Osborne attended the Rotorua lakes Recreation Forum meeting on 28 October and presented a post 2015 Winter and 2015-16 Opening Day report to the attendees.

Conservation Boards

No meetings were attended this period as a consequence of timing and locations at which meetings were being held.

1421 Public Communications

Non-Statutory Groups

Lake Waikaremoana Genesis Consultative Meeting

The Genesis Consultative meeting was held at Tuai on Wednesday 4 November. Fish & Game staff attended and presented information from the 2015 winter spawning tributary monitoring, winter creel surveying and Tuai lakes trout liberations. Genesis Energy, Department of Conservation staff, iwi and local anglers were present at the meeting.

Media Releases

A number of pitches were made to media to cover the opening of the new fishing season on October. In particular, Grant Dyson arranged for the producer of TV3 news and current affairs show *Story* to send a camera crew to cover the pre-opening haggis ceremony at The Landing on Lake Tarawera, and Opening Day itself. This footage screened on Friday, October 2. This followed film shot by Andrew Currie of opening day at a South Island lake which screened on TV One the previous night.

On Opening Day a media release and photos were sent to all North Island media, which wrapped up catches, weather, whether Fish for Gold tagged fish had been caught, etc. This release was updated late in the day to include the best catch of a day, a 5.5kg fish at Lake Rotoiti. The information was picked up and used by media including the Daily Post in Rotorua, and the New Zealand Herald.

A total of seven releases were sent out from Eastern in October but several other nationwide releases, such as one summarising the start of the new fishing season around the North Island, carried lots of Eastern content. Two releases focused on the Fish for Gold promotion, covering the first 'red tag fish' caught, and then the winner of a \$200 voucher who had 'come closest' to winning the grand prize of \$25,000. Fish for Gold was also promoted via an e-zine sent to Eastern fishing licence holders (Geoff Thomas Herald fishing column strongly promoted Fish for Gold in late September). Another media release covered the winners of the Banding Together promotion which encourages the return of duck band details.

A media release on Eastern's anti-poaching compliance work drew a strong response from media. It focused on a repeat offender's court appearance and sentencing and pushed the message that he 'failed to learn his lesson' the first time.

As the month progressed, a release was issued which followed up the angler surveys carried out on Opening Day, and named lakes Rotoiti and Okataina as the two 'best performers' on

the day. Another media release focused on Eastern staff releasing trout at Lake Tutira in the Hawke's Bay region.

1461 Education

During the month of October, staff hosted two small fish out events with the ANZ Canteen kids (20 participants), and Cantabria rest home (8 participants).

COMPLIANCE

1511 Compliance

Compliance activities have largely been concerned with angler checks and some survey work on the lakes and popular stream locations. Monitoring continues in late spawning areas and closed waters, and we have dealt with a number of incidents in or near such areas.

Waikaremoana monitoring and compliance work around spawning areas has continued with a visit to these locations in late October by staff.

Total angler contacts year to date are incomplete, but in excess of 900 angler contacts and surveys on the Rotorua Lakes were undertaken over Opening Day, the first weekend of the season, and Labour weekend combined.

Ranging has also been carried out in other parts of the region with honorary rangers making a valuable contribution in this regard (contact information not yet to hand).

23.1 Contacts: Year 2015-2016 (to 31 October)

Month	2011-12	2012-13	2013-14	2014-15	2015-16	Last 5 yr average
September	96	82	66	50	59	71
October	1,183	997	984	960	900 (plus)	1,031
November	223	129	175	112		160
December	494	598	387	392		468
January	466	497	355	381		425
February	170	234	151	395		238
March	184	300	279	275		260
April	340	195	299	264		275
May	503	516	446	498		491
June	422	209	325	203		290
July	224	120	79	120		136
August	74	131	77	76		90
Total	4379	4,008	3623	3726	959 (plus)	3,934

1520 Ranger Training

Regional Honorary Rangers

Anthony van Dorp is currently processing 3 new applications or expressions of interest from persons who are interested in the honorary ranger programme.

North Island/National CLE role

The North Island/National CLE role continues with input into CLE/training/prosecutions and legal matters.

1531 Prosecution of Offenders

Prosecutions

A number of matters (currently 12 with more likely) are proceeding through the court system. These include more serious matters such as offences involving spawning trout, and a number of matters where reparation has been offered to offenders who have failed to take up the opportunity provided to them. Reparation uptake has generally been slow. The majority of the offenders that we have been dealing with are also well known to the Police. Due to the number of matters eventually having to be dealt with via court prosecutions, time spent in prosecutions has increased as a result of file preparation work, processes involved in charging and summoning offenders to court, and subsequent court processes. Several offenders have warrants to arrest either in lieu of summons or for failing to appear in court.

Offences 2015-2016 Year

For the year 2015- 2016 year to date we have dealt with 15 persons for 24 offences as tabled below.

The table below shows offences – Year 2015-2016 (to 31 October 2015)

Offence name	Numbers
Fish without licence	8
Fish closed waters	5
Fish with illegal tackle	3
Fish more than 1 rod	2
Fish with unattended rod	1
Disturb spawning gravels	2
Take trout with net/spear/device	3
Total	24

Offences Pending Resolution

To date (31 October 2015) 36 separate offences by 19 offenders are pending resolution. These include 12 offences carried over from 2014-2015.

The table below shows offences currently pending resolution, as at 31 October 2015:

Offence name	Numbers
Fish without licence	12
Illegal tackle	4
Fish closed waters	6
False details	2
Disturb spawning grounds	3
Possession of net	1
Take trout with net/spear/device	4
Fish with unattended rod	1
Fish with more than 1 rod	1
Failure to answer District Court bail	2
Total	36

LICENSING

1612 National Licence Management

Kate Thompson has continued to work with Eyede and regional staff as required over the period with the focus this month being on Annual Reporting of sales, and minor updates to the licensing system. There have been no significant issues reported following the conversion of all of our agents to the Agent Online facility.

1621 Licence Agent Support

Staff continue to communicate with agents regarding licence queries and return of outstanding 2014-2015 Season licence books. A number of queries have come through the office this month relating to Loyal Senior eligibility.

COUNCILS

1711 Council Election

Seventeen candidates put their names forward for the election. Voting closed at 5pm on Friday 9 October and results were available on Wednesday 14 October. Five new Councillors have been elected and took up office on 28 October.

1721 Council Meetings

Minutes for the October Council meeting were prepared and circulated, and the confirmed August meeting minutes and unconfirmed October minutes were posted on the web site.

PLANNING AND REPORTING

1831 Annual Report and Statement of Service Performance

The Performance (Annual) Report and Statement of Service Performance was finalised in the first week of November and has been audited. We expect to receive the Auditor's Report a few days ahead of the AGM on 18 November

1841 New Zealand Fish & Game Liaison

Several staff provided ongoing input to national projects including Kate Thompson, Carmel Veitch, and Anthony van Dorp. Andy Garrick continued to provide managerial services to the Hawke's Bay Region and several other staff provided their input on matters ranging from CLE and access enquiries, administration and accounting, RMA and consents processes, and fisheries matters.

ADMINISTRATION

1920 Annual Leave

Staff annual leave accruals are reported each month. Due to employment anniversary dates, the leave accruals for individuals vary depending on the time of the year. We have established leave for individual staff as at 1 November 2015. We currently have one staff

members four weeks behind where we would like them to be, one staff member three weeks behind, two staff members two weeks behind, and two staff members one week behind. The remainder are in a neutral leave position.

1922 Staff Training

There was no staff training undertaken during the month of October.

1924 Health and Safety

Work Place Accident Register

As at 3 November 2015

Number of workplace injuries in 2015-2016 year	0
Number of workplace injuries in 2014-2015 year	1
Number of workplace injuries in 2013-2014 year	3
Total number of workplace injuries since 1 Sept 1995	28
Total number of lost work injuries since 1 Sept 1995	1
Total number of days since last lost-work injury (7/12/13)	696
Total number of days prior to last lost work injury since 1 Sept 1995	6,672

ACTION SCHEDULE

	Meeting	Action Schedule	Progress
1	C15/08	Finalise previous minutes and post to web	Done
2	C15/10	Complete & circulate draft minutes	Done
3	C15/06	Update policy database	Done
4	C15/10	Record any Conflict of Interest on Register	Done
5	C14/08	Opening 1st Saturday - background national position	Ongoing
6	C14/06	Region name change – query NZC	Ongoing
7	C14/06	Meeting with hunters re Mangawhio lagoon	On hold
8	C14/04	Back Country Fisheries – identify	Pending
9	C13/10	Councillor Recognition Policy	Concluded
10	C13/06	Tauranga Harbour Swan Management Plan	Underway
11	C13/06	Kaingaroa Ownership - clarification	Done
12	C11/04	Waikato River wetland opportunities	Ongoing
13	C14/11	Lake Waikareiti dinghys - liaise Tribal Authority	Ongoing
14	C15/10	Rangitaiki - meet with CNI/owners re access	Pending
15	C14/11	Investigate access to Kaituna Trout Pool	Done
16	C14/11	AGM - organise function for 2015	Underway
17	C15/02	Consider extra Council meeting for strategic planning	Pending
18	C15/02	Effects of unpinned autos – prepare staff report	Done
19	C15/02	Destination Rotorua – meet re lake fisheries marketing	Pending
20	C15/02	TFAC – nominate Andy Garrick to be F&G rep	Done
21	C15/02	Schedule field trip for new Council	Pending
22	C15/02	Invite neighbouring Councils to attend our meetings	Ongoing
23	C15/06	Refine captive reared mallard liberation policy	Pending
24	C15/06	Report to August meeting re AIP TNTC	Done
25	C15/10	Identify issues associated with F&G election process	February 2016
26	C15/10	Liaise with National Office re new H&S legislation	Ongoing
27	C15/10	Email all participants in red-tagged fish promotion	Pending
28	C15/10	Prepare policy paper for Council on cultural harvest	2016

13.2 Finance Report

Ref: 8.03.01

6 November 2015

1. Purpose

To inform the Council of the current financial position, and approve payments for the month of September 2015.

2. Finance Report

The cash flow summary and variance report for the month ending 30 September 2015 are attached. These reports document the income and expenditure for the first month of the new financial year.

Income

Licence revenue reported for the month of September is some \$139,000 ahead of licence revenue reported for the same period last year. With the tremendous increase in the use of Agency Online the proceeds from licence sales is coming through earlier this season. Month by month budgets have been updated but are only very rough guides as we move to online licensing. Licence sales by category and LEQ are reported in detail within the licence sales report and will provide a more accurate picture of licence sales YTD.

Revenue from other sources totalled \$5,750 for the period and this was made up of grazing (\$947), fishing competitions (\$35), tours (\$30), rentals (\$1,517), fines (\$695), and kids fishing (\$368). Funds were also received from The Royal Society of NZ to offset expenses incurred by Brigitta Nieuboer in her work with Matt McDougall on the drain productivity study (\$3,043). The YTD actual for interest earned is currently a negative as a result of end of year interest accruals to the 2014-15 financial year (-\$889).

Species Management

The small population monitoring expense for the month relates to staff meal expenses for work undertaken at Waikaremoana.

Hatchery expenses for the period included fish food (\$3,506), hatchery and vehicle insurance (\$5,026), hatchery maintenance (\$290), vehicle maintenance (\$203), the purchase of consumables (\$159), and the consent fee for the water take (\$273). The usual expenses are also reported relating to electricity, oxygen, and fuel. Within budget YTD.

Habitat

Habitat expenses for the period relate to plants and planting at Ngapouri (funded by remediation), a trailer coupling, and staff accommodation and meal expenses for a Gisborne landowner visit. Within budget YTD.

Customer Services

The expense shown within the Access output relates to minor purchases for signs maintenance, gas and BBQ tools for the kids fishing programme, a padlock for the Wairua hut, and electricity for the Waikaremoana hut. Within the Newsletters budget the expenses relate to the accrual for the 2015-16 fish newsletter (\$6,655), and the Regional Fish & Game magazine supplement (\$1,680). The small variance reported within the customer services area is due to the on charging of the costs to include the regional newsletter with the magazine distribution which we have not previously been charged for.

Public Interface

Within the Public Interface budgets the sole expense relates to the insurance premium for the Opening Day Red Tag promotion. Within budget YTD.

Compliance

The Compliance expenses for the month relate to the 0800 Poaching service and ranger warrants. Legal costs are also reported relating to two prosecutions going through the courts.

Licensing

The fees associated with the 0800 and Internet sales are included within the commission expenditure and these costs are in line with the YTD sales totals.

Council

There were no Council expenses incurred for the month of September.

Planning

A credit is shown within the Reporting budget due to our year end accrual of the Audit fee.

Administration

Notes on individual areas:

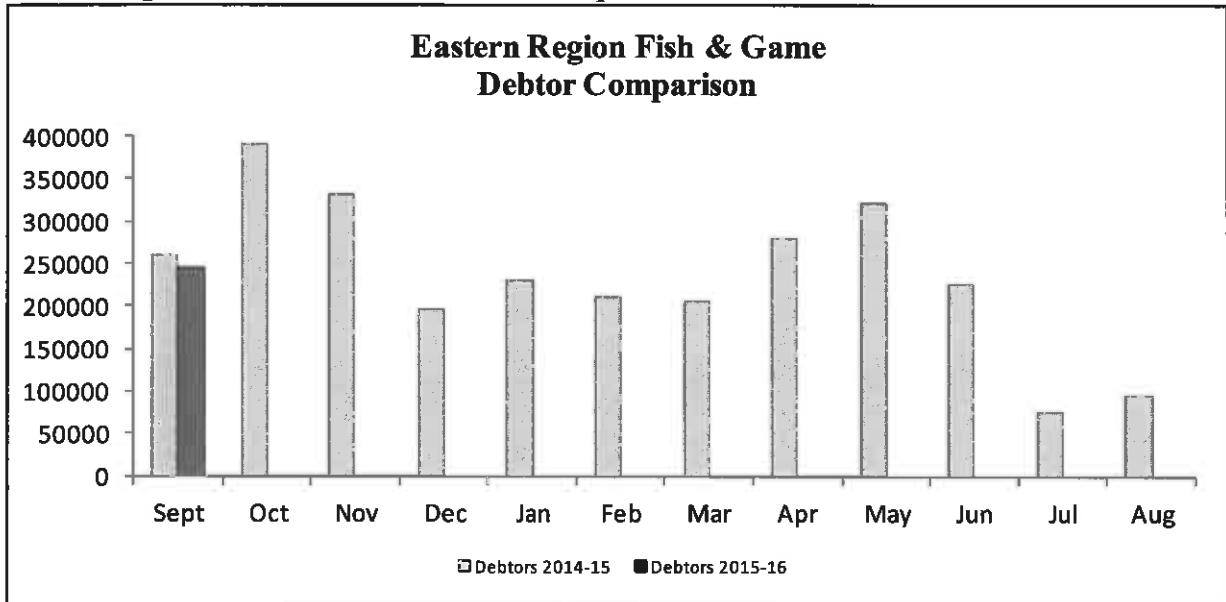
Salaries	Within budget.
Staff Expenses	The end of year accrual for ACC levies is reported in September, in addition to minor staff expenses. Within budget YTD.
Staff Houses	Insurance was paid on the staff houses in September (\$1,541), Gap40 purchased for the cottage driveway, and expenses are also reported relating to materials purchased for the staff quarters water supply and shower cubicle painting.
Office Premises	Insurance was paid on the office premises (\$2,680) and the standard electricity, cleaning, and security expenses are reported. The expense relating to the removal of rubbish from the property has been reallocated to the office premises budget.
Office Equipment	The monthly expense relating to the phone and eftpos leases are reported as is the non cash transfer to asset replacement reserves of \$339.
Communications/ Consumables	Communications expenses for the period included phones, broadband, stationery, and photocopying. Computer expenses are reported relating to the monthly subscription to Xero and IT services. The communications area is currently over budget (\$208) and this is due to end of year accruals.
General	Insurance was paid in September (\$5,708) covering Public, Statutory, and Employers liabilities and all other buildings and contents on the property not classified elsewhere. Minor expenses are also reported for bank audit confirmation reports and milk. Within budget YTD.
General Equipment	Equipment maintenance expenses for the month included, WoF's and repairs to the; tractor trailer, 2 boat trailers, the single axle and tandem trailers (\$864). The insurance of equipment was also paid totalling \$3,008 and the standard fuel expenses were also incurred. With the overlap of tractors our insurance expense is slightly increased which has put this area over budget for the month (\$150). Asset replacement funding totalled \$227 for the

	period.
Vehicles	Vehicle expenses for the month included insurance (\$3,166), one vehicle registration, and the standard fuel expense. Asset replacement funding totalled \$1,845 for the period.

Cash Position: \$674,880 (includes \$79,423 for asset replacement reserve and \$449,501 for Waikaremoana Fund) as at 30 September 2015.

Debtors: Outstanding Debtors \$244,276 as at 30 September 2015 (\$258,983 as at 30 September 2014).

Eastern Region Fish and Game - Debtors Comparison 2014/15 – 2015/16



The Region's debtors total for September 2015 is made up of primarily agent debtor invoices for early season licence sales (\$241,837). One very small agent is currently one month overdue and will be followed up by administration staff.

3. Variance Report

The variance report is shown on the following two pages. YTD actual including staff hours are entered for each project area to provide Council with an overview of the staff time component of the Operational Work Plan.

4. Recommendation

4.1 That the payments for September 2015 totalling \$120,731.99 be approved.

2015/16 REPORT OF VARIANCES BETWEEN TOTAL BUDGET AND YEAR TO DATE ACTUAL EXPENDITURE AND INCOME

As at 31 August 2016

Schedule A Code	Project	EXTERNAL COSTS		HOURS		INTERNAL COST		NETTABLE INCOME		NET COST		Variance %	
		Budget	Actual	Budget	Actual	Budget	Actual	Budget	Actual	Budget	Actual		
1110	Population Monitoring	\$ 38,500	\$ -	39	2,358	\$ 133,160	\$ 8,141	\$ 19,000	\$ -	\$ 152,660	\$ 8,180	\$ 144,481	5.4
1120	Harvest Assessment	\$ 2,150	\$ -	-	892	\$ 50,373	\$ 2,918	\$ -	\$ -	\$ 52,523	\$ 2,918	\$ 49,604	5.6
1140	Hatchery Operations	\$ 67,050	\$ 10,430	10,430	3,076	\$ 173,707	\$ 15,379	\$ 70,000	\$ 40	\$ 170,757	\$ 25,769	\$ 144,988	15.1
1170	Regulations	\$ -	\$ -	-	216	\$ 12,198	\$ 115	\$ -	\$ -	\$ 12,198	\$ 115	\$ 12,083	0.9
1180	Control	\$ 200	\$ -	-	72	\$ 4,066	\$ 384	\$ -	\$ -	\$ 4,266	\$ 384	\$ 3,882	9.0
	TOTAL - SPECIES MANAGEMENT	\$ 107,900	\$ 10,469	10,469	6,614	\$ 373,504	\$ 26,938	\$ 89,000	\$ 40	\$ 392,404	\$ 37,367	\$ 355,038	9.5
1210	Resource Management Act	\$ 200	\$ -	-	1,212	\$ 68,444	\$ 5,050	\$ -	\$ -	\$ 68,644	\$ 5,050	\$ 63,594	7.4
1220	Works & Management	\$ 14,000	\$ 382	382	1,014	\$ 57,262	\$ 9,169	\$ 5,500	\$ 947	\$ 65,762	\$ 8,894	\$ 56,869	13.5
1230	Assisted Habitat	\$ 9,400	\$ 111	111	1,230	\$ 68,460	\$ 9,562	\$ -	\$ -	\$ 78,860	\$ 9,673	\$ 69,188	12.3
1240	Assess & Monitor	\$ -	\$ -	-	96	\$ 5,421	\$ -	\$ -	\$ -	\$ 5,421	\$ -	\$ 5,421	0.0
1260	Lake Waikaremoana	\$ -	\$ -	-	0	\$ -	\$ -	\$ -	\$ -	\$ -	\$ -	\$ -	0.0
	TOTAL - HABITAT PROTECTION & MAN	\$ 23,600	\$ 793	793	3,552	\$ 200,588	\$ 23,770	\$ 5,500	\$ 947	\$ 218,688	\$ 23,616	\$ 195,072	10.8
1310	Access	\$ 7,000	\$ 116	116	787	\$ 44,443	\$ 3,936	\$ -	\$ -	\$ 51,443	\$ 4,052	\$ 47,391	7.9
1330	Newsletters	\$ 13,000	\$ 8,335	8,335	508	\$ 28,575	\$ 77	\$ -	\$ -	\$ 41,575	\$ 8,412	\$ 33,163	20.2
1340	Other Publications	\$ 2,000	\$ -	-	102	\$ 5,760	\$ 77	\$ -	\$ -	\$ 7,760	\$ 77	\$ 7,683	1.0
1350	Training	\$ 600	\$ 34	34	898	\$ 50,712	\$ 5,318	\$ 13,500	\$ 403	\$ 37,812	\$ 4,949	\$ 32,862	13.1
1360	Club Relations	\$ -	\$ -	-	124	\$ 7,003	\$ 77	\$ -	\$ -	\$ 7,003	\$ 77	\$ 6,926	1.1
1370	Huts	\$ 1,450	\$ 149	149	28	\$ 1,581	\$ -	\$ 400	\$ -	\$ 2,631	\$ 149	\$ 2,482	5.7
	TOTAL - ANGLER & HUNTER PARTICIP	\$ 24,050	\$ 8,634	8,634	2,445	\$ 138,074	\$ 9,485	\$ 13,900	\$ 403	\$ 148,224	\$ 17,716	\$ 130,508	12.0
1410	Liaison	\$ -	\$ -	-	156	\$ 8,810	\$ 960	\$ -	\$ -	\$ 8,810	\$ 960	\$ 7,850	10.9
1420	Communication	\$ 800	\$ -	-	320	\$ 18,071	\$ 1,306	\$ -	\$ -	\$ 18,871	\$ 1,306	\$ 17,565	6.9
1440	Public Promotions	\$ 3,500	\$ 2,000	2,000	172	\$ 9,713	\$ 691	\$ -	\$ -	\$ 13,213	\$ 2,691	\$ 10,522	20.4
1450	Visitor Facilities/Education	\$ 400	\$ -	-	630	\$ 35,577	\$ 2,458	\$ -	\$ -	\$ 35,977	\$ 2,458	\$ 33,520	6.8
	TOTAL - PUBLIC INTERFACE	\$ 4,700	\$ 2,000	2,000	1,278	\$ 72,171	\$ 5,414	\$ -	\$ -	\$ 76,871	\$ 7,414	\$ 69,456	9.6
1510	Ranging	\$ 2,100	\$ 128	128	916	\$ 51,728	\$ 8,295	\$ -	\$ -	\$ 53,828	\$ 8,423	\$ 45,406	16.6
1520	Ranger Training	\$ 1,000	\$ -	-	108	\$ 6,099	\$ 691	\$ -	\$ -	\$ 7,099	\$ 691	\$ 6,408	9.7
1530	Compliance Prosecutions	\$ 4,500	\$ 500	500	348	\$ 19,652	\$ 1,018	\$ 6,000	\$ 695	\$ 18,152	\$ 823	\$ 17,330	4.5
	TOTAL - COMPLIANCE	\$ 7,600	\$ 628	628	1,372	\$ 77,479	\$ 10,003	\$ 6,000	\$ 695	\$ 78,079	\$ 9,936	\$ 69,143	12.6
1610	Licensing	\$ 800	\$ -	-	488	\$ 26,429	\$ 3,149	\$ -	\$ -	\$ 27,229	\$ 3,149	\$ 24,080	11.6
1620	Agent Servicing	\$ -	\$ -	-	220	\$ 12,424	\$ 1,037	\$ -	\$ -	\$ 12,424	\$ -	\$ 12,424	0.0
	TOTAL - LICENSING	\$ 800	\$ -	-	688	\$ 38,853	\$ 4,186	\$ -	\$ -	\$ 39,653	\$ 3,149	\$ 36,504	7.9
1710	Council Elections	\$ -	\$ -	-	64	\$ 3,614	\$ 653	\$ -	\$ -	\$ 3,614	\$ -	\$ 3,614	0.0
1720	Council Meetings	\$ 10,000	\$ -	-	710	\$ 40,095	\$ 998	\$ -	\$ -	\$ 50,095	\$ 998	\$ 49,097	2.0
	TOTAL - COUNCILS	\$ 10,000	\$ -	-	774	\$ 43,709	\$ 1,651	\$ -	\$ -	\$ 53,708	\$ 998	\$ 52,711	1.9
1810	Management Planning	\$ -	\$ -	-	0	\$ -	\$ -	\$ -	\$ -	\$ -	\$ -	\$ -	0.0
1820	Annual Planning	\$ -	\$ -	-	180	\$ 10,730	\$ 346	\$ -	\$ -	\$ 10,730	\$ -	\$ 10,730	0.0
1830	Reporting/Audit	\$ 9,700	\$ (1,860)	(1,860)	514	\$ 29,027	\$ 3,648	\$ -	\$ -	\$ 38,727	\$ 1,768	\$ 36,959	4.6
1840	National Liaison	\$ 250	\$ 284	284	41	\$ 16,038	\$ 3,149	\$ -	\$ -	\$ 16,288	\$ -	\$ 16,288	0.0
	TOTAL - PLANNING/REPORTING	\$ 9,950	\$ (1,860)	(1,860)	988	\$ 55,794	\$ 7,142	\$ -	\$ -	\$ 65,744	\$ 1,768	\$ 63,956	2.7
	TOTAL	\$ 188,600	\$ 20,664	20,664	17,711	\$ 1,000,172	\$ 86,590	\$ 114,400	\$ 2,085	\$ 1,074,372	\$ 101,965	\$ 972,387	9.5

OVERHEADS		EXTERNAL COSTS		NETABLE INCOME		NET COST		NET COST		VARIANCES	
		Budget	Actual	Budget	Actual	Budget	Actual	Budget	Actual	Budget	%
1910	Salaries	\$ 867,117	\$ 67,419	\$ -	\$ -	\$ 842,757	\$ 67,419	\$ 842,757	\$ 67,419	\$ 775,338	6.0
1920	Staff Expenses	\$ 26,400	\$ 800	\$ -	\$ -	\$ 26,400	\$ 800	\$ 26,400	\$ 800	\$ 25,600	3.0
1930	Staff Houses	\$ 8,320	\$ 1,915	\$ 20,240	\$ 1,517	\$ (13,920)	\$ 398	\$ (13,920)	\$ 398	\$ (14,318)	-2.9
1940	Office Premises	\$ 19,400	\$ 4,000	\$ -	\$ -	\$ 19,400	\$ 4,000	\$ 19,400	\$ 4,000	\$ 15,400	20.6
1950	Office Equipment	\$ 7,965	\$ 576	\$ -	\$ -	\$ 7,965	\$ 576	\$ 7,965	\$ 576	\$ 7,389	7.2
1960	Communications/Consumables	\$ 21,300	\$ 1,973	\$ -	\$ -	\$ 21,300	\$ 1,973	\$ 21,300	\$ 1,973	\$ 19,327	9.3
1970	General	\$ 9,370	\$ 5,873	\$ 7,370	\$ 3,123	\$ 2,000	\$ 2,750	\$ 2,000	\$ 2,750	\$ (750)	137.5
1980	General Equipment	\$ 19,722	\$ 4,294	\$ -	\$ -	\$ 19,722	\$ 4,294	\$ 19,722	\$ 4,294	\$ 15,428	21.8
1990	Vehicles	\$ 74,548	\$ 6,380	\$ -	\$ -	\$ 74,548	\$ 6,380	\$ 74,548	\$ 6,380	\$ 68,168	8.6
	Administration	\$ 1,052,142	\$ 93,230	\$ 51,970	\$ 4,640	\$ 1,000,172	\$ 88,590	\$ 1,000,172	\$ 88,590	\$ 911,582	8.9
	Total Overhead Net Cost					\$ 1,000,172	\$ 88,590				
	Total Outputs Staff Hours					\$ 17,711	\$ 1,154				
	Internal Cost Per Hour					56.47	76.80				

2015/16 REPORT OF VARIANCES BETWEEN TOTAL BUDGET AND YEAR TO DATE ACTUAL EXPENDITURE AND INCOME

Schedule C Code	Description	EXTERNAL COSTS		HOURS		INTERNAL COST		NETABLE INCOME		NET COST		NET COST		VARIANCES	
		Budget	Actual	Budget	Actual	Budget	Actual	Budget	Actual	Budget	Actual	Budget	Actual	Budget	%
1	Species Management	\$ 107,900	\$ 10,469	6,614	351	\$ 373,504	\$ 26,938	\$ 89,000	\$ 40	\$ 382,404	\$ 37,367	\$ 355,038	\$ 355,038	9.5	
2	Habitat Protection & Management	\$ 23,600	\$ 793	3,552	310	\$ 200,588	\$ 23,770	\$ 5,500	\$ 947	\$ 216,688	\$ 23,616	\$ 193,072	\$ 193,072	10.8	
3	Angler & Hunter Participation	\$ 24,050	\$ 8,634	2,445	124	\$ 138,074	\$ 9,465	\$ 13,900	\$ 403	\$ 148,224	\$ 17,716	\$ 130,508	\$ 130,508	12.0	
4	Public Interface	\$ 4,700	\$ 2,000	1,278	71	\$ 72,171	\$ 5,414	\$ -	\$ -	\$ 76,871	\$ 7,414	\$ 69,456	\$ 69,456	9.6	
5	Compliance	\$ 7,500	\$ 628	1,372	130	\$ 77,479	\$ 10,003	\$ 6,000	\$ 695	\$ 79,079	\$ 9,936	\$ 69,143	\$ 69,143	12.6	
6	Licensing	\$ 800	\$ -	668	55	\$ 38,853	\$ 4,186	\$ -	\$ -	\$ 39,653	\$ 3,149	\$ 36,504	\$ 36,504	7.9	
7	Councils	\$ 10,000	\$ -	774	22	\$ 43,709	\$ 1,651	\$ -	\$ -	\$ 53,709	\$ 998	\$ 52,711	\$ 52,711	1.9	
8	Planning, Reporting	\$ 9,950	\$ (1,860)	968	83	\$ 55,794	\$ 7,142	\$ -	\$ -	\$ 65,744	\$ 1,788	\$ 63,956	\$ 63,956	2.7	
9	Administration														
	Total Overhead Staff Hours			5,684	210										
	TOTAL BUDGET	\$ 189,800	\$ 20,664	23,395	1,363	\$ 1,000,172	\$ 88,590	\$ 114,400	\$ 2,085	\$ 1,074,372	\$ 101,985	\$ 972,387	\$ 972,387		

Licence Income 2015/16		Budget	Actual
2015/16 Fish Licence Income		\$ 1,149,102	\$ 314,587
Less Commission		\$ 57,455	\$ -
Net Fish Licence Income		\$ 1,091,647	\$ 314,587
2016 Game Licence Income		\$ 242,922	\$ -
Less Commission		\$ 12,146	\$ -
Net Game Licence Income		\$ 230,776	\$ -
Total Licence Income		\$ 1,392,024	\$ 314,587
Total Commission		\$ 69,601	\$ 10,357
Total Net 2015/16 Licence Revenue		\$ 1,322,423	\$ 304,230

Adjusted Budget		Actual(surplus)/deficitYTD	Total
% year complete	% of OWP budget spent	8%	9%
OWP Bulk Fund	Actual Net Cost YTD	\$ 1,074,372	\$ 101,985
Adjustment to OWP budgets - National Approved Budget		\$ 183,051	\$ -
Plus NZ Fish & Game Levies		\$ (1,392,024)	\$ (314,587)
Less Licence Revenue		\$ 69,601	\$ 10,357
Plus Commission Expense		\$ 65,000	\$ -
Reinstatement of reserves		\$ -	\$ (202,245)
Approved Budget	Subtotal	\$ -	\$ (202,245)
Adjustments to OWP budgets - Waikaremoana Fund		\$ (12,317)	\$ 974
Less Waikaremoana Fund Interest		\$ 19,000	\$ -
Plus Waikaremoana Fund Expenses		\$ 6,683	\$ (201,271)
Adjusted Budget	Total	\$ 6,683	\$ (201,271)

Eastern Region 2015-16 Projected Cash Flow - Schedule B

as at 30 September 2015	Sept Budget	Sept Actual	YTD Budget	YTD Actual	Est. Final Position	Total Budget 15/16	Var
INCOME							
Licence	314710	314587	314710	314587	1391901	1392024	-123
Other	2945	5750	2945	5750	181492	178687	2805
	317655	320337	317655	320337	1573393	1570711	2682
SPECIES							
1110 Population Monitoring	0	39	0	39	38539	38500	39
1120 Harvest Assessment	550	0	550	0	1600	2150	-550
1140 Hatchery Operations	11791	10430	11791	10430	65689	67050	-1361
1180 Control	0	0	0	0	200	200	0
	12341	10469	12341	10469	106028	107900	-1872
HABITAT							
1210 RMA	0	0	0	0	200	200	0
1220 Works & Management	782	682	782	682	14582	14682	-100
1230 Assisted Habitat	200	111	200	111	67311	67400	-89
	982	793	982	793	82093	82282	-189
CUSTOMER SERVICES							
1310 Access	100	116	100	116	7016	7000	16
1330 Newsletters	8100	8335	8100	8335	13235	13000	235
1340 Other Publications	0	0	0	0	2000	2000	0
1350 Training	100	34	100	34	534	600	-66
1370 Huts	125	149	125	149	1474	1450	24
	8425	8634	8425	8634	24259	24050	209
PUBLIC INTERFACE							
1420 Communication	100	0	100	0	700	800	-100
1440 Public Promotions	2000	2000	2000	2000	3500	3500	0
1460 Visitors/Education	0	0	0	0	400	400	0
	2100	2000	2100	2000	4600	4700	-100
COMPLIANCE							
1510 Ranging	175	128	175	128	2053	2100	-47
1520 Ranger Training	0	0	0	0	1000	1000	0
1530 Compliance	375	500	375	500	4625	4500	125
	550	628	550	628	7678	7600	78
LICENCING							
1610 Licence Production	0	0	0	0	800	800	0
1630 Commission	15736	10357	15736	10357	64223	69601	-5378
	15736	10357	15736	10357	65023	70401	-5378
COUNCIL							
1720 Council Meetings	0	0	0	0	10000	10000	0
	0	0	0	0	10000	10000	0
PLANNING & REPORTING							
1830 Reporting	-1860	-1860	-1860	-1860	9700	9700	0
1840 National Liaison	25	0	25	0	183276	183301	-25
	-1835	-1860	-1835	-1860	192976	193001	-25
ADMINISTRATION							
1910 Salaries	66701	67419	66701	67419	867835	867117	718
1920 Staff Expenses	1208	800	1208	800	25992	26400	-408
1930 Staff Houses	1540	1915	1540	1915	6695	6320	375
1940 Office Premises	4379	4000	4379	4000	19021	19400	-379
1950 Office Equipment	1155	576	1155	576	7386	7965	-579
1960 Communications	1765	1973	1765	1973	21508	21300	208
1970 General	6804	5873	6804	5873	8439	9370	-931
1980 General Equipment	4144	4294	4144	4294	19872	19722	150
1990 Vehicles	9928	6380	9928	6380	71000	74548	-3548
	97624	93230	97624	93230	1047748	1052142	-4394

17.3 LICENCE SALES REPORT

Ref: 6.01.05

3 November 2015

1. Introduction

This report provides an overview of the initial licence sales for the commencement of the 2015-2016 season.

2. 2015-2016 Fish Licence Sales

- 2.1 Licence sales for the 2015-2016 season YTD are summarised in Table one.
- 2.2 The LEQ (whole season equivalent) target for Fish licence sales has reduced again for the 2015-16 season to 10,657 (2014-15 - 10,985). This reduction in budgeted licence sales is a result of falling sales between the 2012-13 and 2013-14 seasons and is less than the actual results achieved in the 2014-15 season to 31st August 2015. Therefore, if sales results continue at levels similar to those of the 2014-15 season we will see a reinstatement of reserves, and this will provide a comfortable buffer in this season of uncertainty following the introduction of a number of discounted licence categories.
- 2.3 It should be noted that the sales performance targets reported by category are very rough estimates based on the switching behaviours identified in the last round of licence research. These estimates do not take into account any additional increases in sales within the individual categories anticipated from reductions to licence churn and switching between regions.
- 2.4 With the conversion of all except one of the region's agents to "Agent Online", sales results will be reported on date of issue rather than on date of return of books from agents and this will provide a more up to date and accurate picture of sales at any one time. Reporting on this basis will mean that we can see fluctuations in licence sales when they happen and endeavour to identify what may be behind them e.g. weather, access issues, special events etc.
- 2.5 A total of 48.1% of the annual sales target has been achieved.
- 2.6 Sales are reported to be 1.7% below sales issued for the same period last year.

Table One

Comparison of Fish Licence LEQs to 2 November 2015

SALES CHANNEL	Family Season	Adult Season	Adult Non-Res	Adult Loyol Senior	Adult Local Area	Junior Season	Adult Winter	N/A	Adult Long Break	Adult Short Break	Adult 24 Hour	Junior 24 Hour	Whole Season Equiv.	% Increase/Decrease on 2013-14
Agent Online Sales	1164	651	45	185	879	121			6	150	465	57	3226	24.5%
Agent Book Sales	0	0	0	0	0	0				0	0	0	0	-100.0%
Direct Sales*	740	514	45	122	241	35			6	85	239	18	1897	31.1%
Total Fish 2015-2016	1904	1165	90	307	1120	156	0	0	12	235	704	75	5123	-1.7%
Agent Online Sales	958	1223	30			97					351	9	2591	
Agent Book Sales	426	534	0			42					370	36	1174	
Direct Sales*	622	554	23			36					263	4	1447	
Total Fish 2014-2015	2006	2311	53	0	0	175	0	0	0	0	984	49	5212	

TARGETS	Family Season	Adult Season	Adult Non-Res	Adult Loyol Senior	Adult Local Area	Junior Season	Adult Winter	Junior Winter	Adult Long Break	Adult Short Break	Adult 24 Hour	Junior 24 Hour	Whole Season Equiv.	Actual to date % of Target
2015-2016 Total Budget	2760	2247	400	800	2100	400	750	0	500	1200	4600	400	10657	48.1%
2014-2015 Total Sales	3211	4038	388			416	1002	82			7677	406	10884	47.1%
2015-2016 Estimated year end													10698	100.4%

* Direct Sales - Internet, 0800 Licence

2.7

The Adult Season and Family licence categories are down 1,248 licences on last season and these are offset by a larger increase in the Loyol Senior and Local Area categories 1,437. Between these categories we have seen a decline in LEQ's of 125 YTD. While it is anticipated that the sale of Loyol Senior licences will slow as we move forward, based on estimated switching to Local Area we could see another 1,000 of our Adult Season licences move to the cheaper Local Area option. It should be noted however that this Local Area licence is likely to attract those that have previously purchased winter or day options. It seems apparent that some of the increases in this category have come from Auckland/Waikato residents that have chosen Eastern for their Local Area licence through the Public Online facility.

- 2.8 The Eastern region remains the largest seller of local area licences (1,120) in the country followed by Central South Island region (462 YTD) and Southland (267 YTD).
- 2.9 The uptake of the Loyal Senior licence option within the Eastern region sits at 307 YTD with North Canterbury, CSI, and Otago seeing sales in excess of 500 YTD.
- 2.10 The total LEQ's YTD for the short term categories of Adult - short break, long break, and day are unchanged on last season. However, the total number of days purchased has increased from 984 days last season to 1,517 days YTD when we take into account the 3 and 9 day options.
- 2.11 An increase in the sale of non-resident licences, particularly through the Public Online purchasing facility is pleasing. The initial issues encountered early on last season and increased awareness of the category by overseas visitors may have contributed to this result.
- 2.12 In summary, we have seen a downturn in LEQ's despite selling more licences in the early parts of this season when compared to 2014-2015 results. All regions are currently reporting a decline in LEQ's due to early season discounted licence sales and a reduction in the actual number of licences sold. Currently Eastern has experienced the smallest decline of all regions and this may be attributed to the recent opening day and red tag promotion bringing in earlier or additional sales this season. We need to bear in mind that the high level of switching to the Local Area licence for the Eastern Region was not unexpected, and that increases resulting from reductions in churn and transfers from other regions will go a long way to offsetting this decline in revenue. In addition to this, the increased interest in the discounted Loyal Senior licence at the beginning of the season by our dedicated senior anglers will influence these early season results. It is apparent that it is too early to make assumptions and that close monitoring of sales will occur over the next month. As a result of this monitoring there could be a need for additional promotion of the new categories regionally and/or nationally for the summer period.

19. CONSIDERATION OF STAFF RELATED MATTERS

Ref: 9.01.03

9 November 2015

1. Purpose

To complete the manager's performance review.

2. Background

Annually the Council carries out a 360 degree appraisal of the Eastern Region Manager's performance with input from staff, Councillors, stakeholders such as the New Zealand Council, and the manager. The Council needs to consider the outcomes of the annual review process and discuss their findings with the manager, and it is appropriate that these discussions take place with the public excluded.

3. Recommendations

3.1 *That the public be excluded from the following parts of the proceedings of this meeting, namely a discussion on the Manager's annual performance review.*

The general subject of each matter to be considered while the public is excluded, the reason for passing this resolution in relation to each matter and the specific grounds under Section 48(1) of the Local Government Official Information and Meetings Act 1987 for the passing of this resolution are as follows:

GENERAL SUBJECT OF EACH MATTER TO BE CONSIDERED	REASON FOR PASSING THIS RESOLUTION IN RELATION TO EACH MATTER	GROUND(S) UNDER SECTION 48(1) FOR THE PASSING OF THIS RESOLUTION
Discussion on the Regional Manager's performance review	Good reason to withhold exists under section 7 of the Official Information Act 1982	Section 48(1)(a)(ii)

This resolution is made in reliance on Section 48(1)(a) of the Local Government Official Information and Meetings Act 1987 and the particular interest or interests protected by Section 9 of the Official Information Act 1982 which would be prejudiced by the holding of the whole or relevant part of the proceedings of the meeting in public are as follows:

ITEM	REASON UNDER THE OFFICIAL INFORMATION ACT 1982	SECTION	PLAIN ENGLISH REASON
16 3.1	Protect the privacy of natural persons	Sec. 7(2)(a)	Discussion between the Regional Manager and the Council on the Manager's performance review and any negotiations on employment conditions should occur in private between these parties.

Note

Section 48(4) of the Local Government Official Information and Meetings Act 1987 provides as follows:

"(4) Every resolution to exclude the public shall be put at a time when the meeting is open to the public, and the text of that resolution (or copies thereof):

- (a) Shall be available to any member of the public who is present; and
- (b) Shall form part of the minutes of the Council."