



PERFORMANCE REPORT OF THE

Eastern Fish and Game Council

**FOR THE YEAR ENDED
AUGUST 31, 2017**

Presented to the House of Representatives pursuant to Section 26 X of the Conservation Act 1987.


20 November 2017

Hon Eugenie Sage
Minister of Conservation
Parliament Buildings
WELLINGTON

Dear Minister

I have the honour to submit, pursuant to Section 26 X of the Conservation Act 1987 and Section 44A of the Public Finance Act 1989, the Performance Report of the Eastern Fish and Game Council for the year ended 31 August 2017.

Yours sincerely

A handwritten signature in black ink, consisting of a large, fluid loop followed by a horizontal line that extends to the right and then loops back under the main signature.

Murray Ferris
Chairman
Eastern Fish and Game Council

CHAIRMAN'S REPORT

For the year ended 31 August 2017

One year rolls into another and it never ceases to amaze me how quickly it comes around. Highlights and lows come and go in the often political and emotional arena in which Fish & Game operates, but both staff and Councillors are up to the challenge.

Eastern Region's staffing is the envy of many of our counterparts around the country. We have expertise in a wide range of fields, and regularly step up and provide support and assistance to National Office initiatives and other regions.

Monitoring the population status of our key game birds via banding operations, aerial trend counts and other surveys, and the growth, performance and numbers of trout in our lakes and rivers are critical to providing the data we need to manage these resources. This year our hatchery produced over 85,000 rainbow trout to release into lakes within the Eastern Region and supply to other Fish & Game regions. In addition to our customary focus on the major Rotorua lake fisheries we drift dived the Motu River and conducted spawning counts in Lake Waikaremoana tributaries. Summer, winter shoreline, and Opening Day creel surveys were undertaken in and around the lakes, and we again ran our Game Hunter Survey programme, all of which provide insight into angler and hunter effort and harvest, and in the case of anglers, their satisfaction with the fishery.

Staggeringly though there is still so much that Mother Nature keeps to herself, and to this end staff drafted a collaborative research proposal during the year to investigate links between water quality and trout growth in Lake Tarawera where there has been a protracted deterioration in condition of fish. The research will also generate information of benefit to the wider community and its need to better understand the decline in water quality that has been evident in recent years. If fully funded it will also provide insight into the dynamics of species of cultural importance to iwi such as koura and kakahi.


Considerable effort typically goes into statutory planning processes and providing expert opinion in consent applications affecting fish and game species, and water quality and quantity, and the 2016-17 year has been no different.

Maintaining access tracks and signage along with digital and printed material keeps our licence holders informed. This year maintenance activities focussed on angling tracks in the Ngongotaha and Waiteti Streams, and in the Tarawera, Rangitaiki, Waioeka and Waikaretaheke Rivers.

Approximately 800 young anglers participated in the fish out programmes at the Ngongotaha hatchery, and two boat fishing tuition events were put on during the year. A duck hunters education open day was provided in addition to tuition at two other events prior to the game season, and a duck hunting programme for junior novice hunters was organised at Waewaetutuki wetland. These initiatives make an important contribution to future proofing our sport.

Our tagged fish promotion at the opening of the fishing season continues to gain traction and added excitement to the occasion with three anglers being presented with a sponsored prize to take home. There was a continued focus too on relationship building with other groups. Staff worked closely with Te Uru Taumatua and Te Urewera Board and had a direct input into development of a section of Te Kawa o Te Urewera, the management plan for Te Urewera.

Eastern Region is in the process of developing a number of other programmes in the interests of licence holders, and it is an exciting future we see ahead, challenges and all. Thank you to all licence holders for your continued support, and thank you to our staff and Councillors, none of this would have been possible without you.

A handwritten signature in black ink, consisting of several overlapping loops and a long horizontal stroke extending to the right.

Murray Ferris
Chairman



Entity Information	1
Mission & Statement of Objectives	1
Statement of Financial Responsibility	4
Statement of Service Performance	5
Species Management	6
Sports Fish and Game Bird Habitat Protection	16
Angler and Hunter Participation and Services	19
Public Interface	23
Compliance	26
Licensing	29
Council	31
Planning and Reporting	32
Financial Information	34
Independent Auditor's Report	52

EASTERN FISH AND GAME COUNCIL

ENTITY INFORMATION FOR THE YEAR ENDED 31 AUGUST 2017

Legal Name

Eastern Fish and Game Council.

Type of Entity and Legal Basis

The Eastern Fish and Game Council is a Public Entity under the Public Finance Act 1989 (Schedule 4). The Council was established on 4 May 1991 with the passing of the Conservation Law Reform Act 1990.

Mission & Statement of Objectives

To maintain and enhance opportunities for sustainable sports fish angling and game bird hunting.

The Conservation Act 1987, as amended by the Conservation Law Reform Act 1990, outlines the particular functions of Fish and Game Councils, which include:

- monitoring sports fish and game populations;
- monitoring the success and satisfaction of users;
- monitoring the condition and trend of ecosystems as habitats for sports fish and game;
- maintaining and improving access;
- maintaining and enhancing the habitat of sports fish and game;
- formulating and establishing regulations and policies which ensure the maintenance of sports fish and game populations and the recreational experience;
- securing compliance with sports fish and game regulations;
- promoting recreational angling and game bird hunting;
- representing the interests of anglers and hunters in the statutory planning process;
- keeping anglers and hunters informed.

The Council's operations are based upon a national statement of purposes and priorities, a Sports Fish and Game Management Plan which sets long term goals and policies, and an annual Operational Work Plan, which establishes the specific work programme and budget.

Structure -Council and Staff

The Council comprises of 12 Councillors elected by Licence holders, a Regional Manager who is responsible for the day to day operation and reports to the Councillors, and 12 other part and full-time staff who support the Regional Manager in delivering the Council's objective.

CHAIRMAN

Murray Ferris 5 meetings attended

COUNCIL MEMBERS

Meeting Attendance

Annaka Davis	4
Barry Roderick	6
Neal Hawes	5
Lindsay Lyons	6
Steve Scragg	6
Peter Storey	3
Alan Baird	5
Sandy Bull	5
Ken Coombes	5
Laurance Tamati	5
David Woolner	5

STAFF

Andy Garrick
Regional Manager

Mark Sherburn
Fish & Game Officer

Matthew McDougall
Senior Fish & Game Officer

Matt Osborne
Fish & Game Officer

John Meikle
Fish & Game Officer

Lloyd Gledhill
Fish & Game Officer

Eben Herbert
Fish & Game Officer

Nigel Simpson
Fish & Game Officer

Anthony van Dorp
Fish & Game Officer

Kate Thompson
Office Manager

Lynne Sands
Office Administrator

Patrick Logan
Hatchery Assistant (until April 2017)

Carmel Veitch
Accountant

Han van der Heiden
Hatchery Assistant (from June 2017)

Offices

The Council office is located at the Trout Hatchery, Paradise Valley Road, Ngongotaha, Rotorua.

Main Sources of Cash and resources

Eastern Fish and Game Council derives revenue through the sale of fish and game licences, interest, sale of fish product, contracts, rentals, grants and miscellaneous sales.

Format of the Annual Report

This report is structured to allow evaluation of all the projects planned at the commencement of the 2016-2017 work year. The work programme is based around eight outputs and one input. Within each of these functional areas the Statement of Service Performance provides summary details of the resources that were anticipated to be required, along with the actual results for the year. In addition, the performance standard for each project is listed along with a description of the result that was achieved.

EASTERN FISH AND GAME COUNCIL

STATEMENT OF FINANCIAL RESPONSIBILITY FOR THE YEAR ENDED 31 AUGUST 2017

20 November 2017


The Council and Management of the Eastern Fish and Game Council accepts responsibility for the accuracy of, and judgements used in the preparation of the following Performance Report, and the establishment and maintenance of systems of internal control designed to provide reasonable assurance of the integrity and reliability of financial reporting.

In our opinion, the information set out in the following statements and attached notes to these statements fairly reflects the financial activities and performance of the Eastern Fish and Game Council, for the period ended 31 August 2017 and its financial position as at that date.



Andy Garrick
Regional Manager

EASTERN FISH AND GAME COUNCIL



Murray Ferris
Chairman

EASTERN FISH AND GAME COUNCIL

EASTERN FISH AND GAME COUNCIL

STATEMENT OF SERVICE PERFORMANCE FOR THE YEAR ENDED 31 AUGUST 2017

INTRODUCTION

As required under Section 26W(b) of the Conservation Law Reform Act 1990 and Section 45A of the Public Finance Amendment Act 2004 Fish and Game New Zealand, Eastern Region has prepared the following Statement of Service Performance for the 2016 - 2017 financial year.

The activities of Eastern Fish and Game Council are planned under eight output areas detailed in the annual Operating Work Plan. This Statement of Service Performance compares actual results against the stated Performance Measures from the plan. For the purposes of this statement, the overhead expenses detailed in the Statement of Financial performance (Administration, Employee Benefits, Depreciation, Leases, Bad Debts and other) have been allocated to each output area on the basis of the proportion of staff time directly expended in each area.

Summary Budget and Actual Expenditure for each output Area.

Project Cluster	Budget			Actual		
	Total Expense	Income	Net Cost	Total Expense	Income	Net Cost
Species Management	\$501,473	\$95,500	\$405,973	\$524,291	\$94,806	\$429,485
Habitat Protection	\$339,124	\$52,277	\$286,847	\$256,396	\$43,927	\$212,469
Angler & Hunter Participation	\$170,669	\$13,900	\$156,769	\$132,056	\$13,745	\$118,311
Public Interface	\$84,913	\$0	\$84,913	\$84,379	\$0	\$84,379
Compliance	\$96,194	\$6,000	\$90,194	\$86,271	\$3,175	\$83,096
Licensing	\$106,329	\$1,401,057	-\$1,294,728	\$101,971	\$1,393,707	-\$1,291,736
Council	\$57,058	\$0	\$57,058	\$50,508	\$0	\$50,508
Planning & Reporting	\$69,265	\$0	\$69,265	\$76,019	\$0	\$76,019
Total Outputs	\$1,425,025	\$1,568,734	-\$143,709	\$1,311,891	\$1,549,360	-\$237,469
Levies, Interest	\$223,257	\$7,273	\$215,984	\$223,257	\$15,592	\$207,665
	\$1,648,282	\$1,576,007	\$72,275	\$1,535,148	\$1,564,952	-\$29,804



SPECIES MANAGEMENT

Goal

To manage sustainable populations of sports fish and game bird species to provide for recreational harvest.

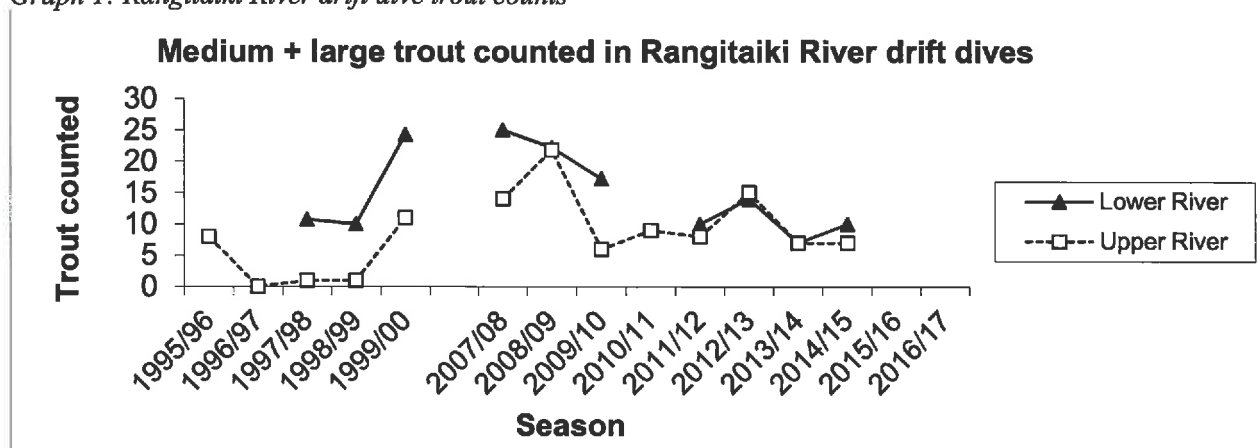
SUMMARY OF RESOURCES

Code	Project Cluster	Budget			Actual		
		Total Expense	Income	Net Cost	Total Expense	Income	Net Cost
1110	Species Monitoring	\$187,125	\$17,000	\$170,125	\$175,922	\$12,010	\$163,912
1120	Harvest Assessment	\$54,328	\$0	\$54,328	\$54,313	\$0	\$54,313
1140	Hatchery Operations	\$237,376	\$78,500	\$158,876	\$270,323	\$82,796	\$187,527
1160	Releases	\$12,691	\$0	\$12,691	\$11,529	\$0	\$11,529
1170	Regulations	\$5,852	\$0	\$5,852	\$8,937	\$0	\$8,937
1180	Control	\$4,101	\$0	\$4,101	\$3,267	\$0	\$3,267
Total		\$501,473	\$95,500	\$405,973	\$524,291	\$94,806	\$429,485

1110: Species Monitoring: Assess and monitor sports fish and game bird populations within the Eastern Region

Project and Objective	Performance Measure	Actual Result
1111 River Fisheries Investigations Investigate and monitor river fisheries. (i) Drift dive Rangitaiki, Motu and selected East Coast rivers. (ii) Continue the regional didymo surveillance programme.	Report river fishery investigation results to Council by 31 July 2017.	(i) Motu River drift dived, Rangitaiki River investigated but not dived due to poor conditions. Reported to Council April 2017. (ii) Participated in regional aquatic pest group. Undertook quarterly didymo surveys in Ngongotaha Stream.

Graph 1: Rangitaiki River drift dive trout counts

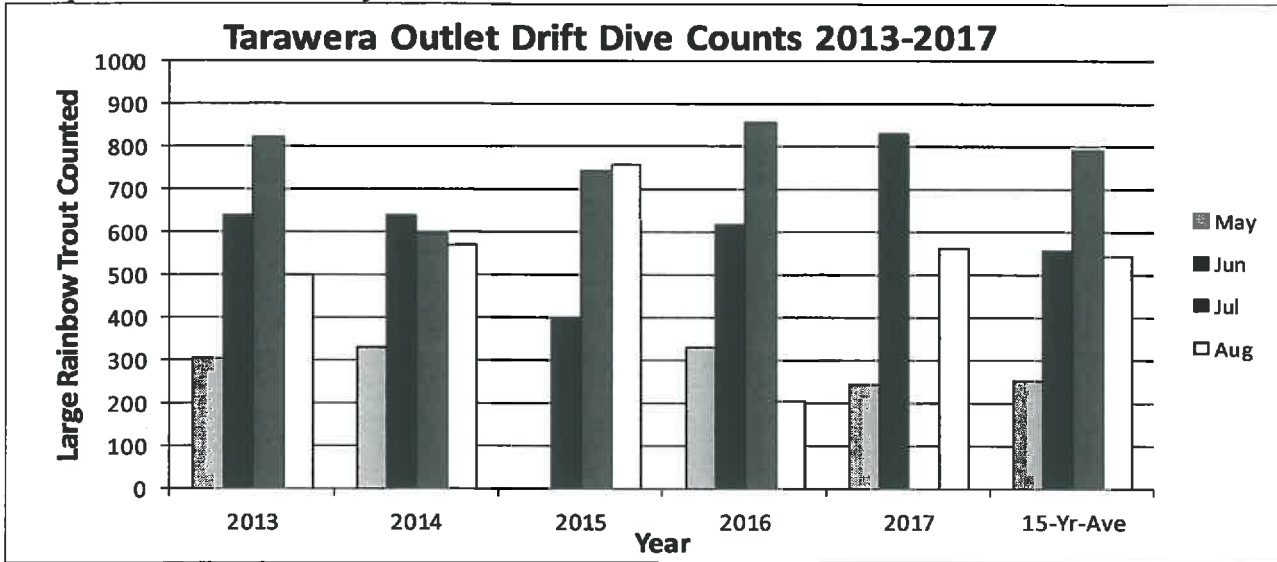


<i>Project and Objective</i>	<i>Performance Measure</i>	<i>Actual Result</i>
<p>1112 Datawatch Monitor the Rotorua and Waikaremoana lakes fisheries using the "Datawatch" tagging programme to assess trout growth.</p>	<p>Tag and release 8,500 fish. Report on tag returns to each meeting of Council.</p>	<p>(i) 7,000 tagged fish released into Rotorua lakes. No fish liberated to Lake Waikaremoana during 2017.</p> <p>(ii) 563 tags returned by anglers and 20 free licences distributed to lucky draw winners.</p> <p>(iii) Datawatch summaries reported bi-monthly to Council.</p>
<p>1113 Lake Waikaremoana Monitor data collection and maintain Lake Waikaremoana water quality buoy; undertake summer and winter creel surveys and monitor key spawning tributaries.</p>	<p>Report activities to the following meeting of Council.</p>	<p>Water quality monitoring buoy offline due to snagged sensor lines. Sensor lines freed via ROV salvage 21 February. Progress reported to Council bi-monthly. Summer and winter creel surveys undertaken. Spawning tributaries monitored.</p>
<p>1114 Lake Tarawera Monitor Lake Tarawera spawning tributaries including the Tarawera Outlet, Te Wairoa and Wairua Streams; investigate factors affecting the size and condition of fish, and techniques for monitoring smelt populations.</p>	<p>Report spawning survey observations to the following meeting of Council, and the results of other investigations by 31 August 2017.</p>	<p>Three Tarawera Outlet drift dives completed, and Te Wairoa trapping data reported to Council bi-monthly. Wairua angling data to be reported to Council in October 2017. Preliminary investigation of factors affecting fish undertaken and research proposal developed to investigate further.</p>

Table 1: Wairua Stream mouth angling data records

Angling Data	2016-17	2015-16	2014-15	2013-14	2012-13
Total Hours recorded	91.5	137	64	67	20
Avg Catch rate (fish/hr)	0.19	0.43	0.21	0.35	0.34
Avg Length (mm)	488	495	507	491	550
Avg Weight (kg)	1.62	1.63	1.52	1.46	2.45
Avg Condition Factor	43.90	48.62	41.58	43.31	53.20

Graph 2: Tarawera Outlet drift dive trout counts



<i>Project and Objective</i>	<i>Performance Measure</i>	<i>Actual Result</i>
1115 Other Lake Fisheries Investigations Contribute to research on other lake fisheries including projects associated with water quality. Continue to operate the Ngongotaha Stream trap.	Report activities and Ngongotaha Trap results to each meeting of Council.	(i) Ohau Channel fishery surveys completed. (ii) Ngongotaha trap run monitored. Reported to Council bi-monthly.

Table 2: Ngongotaha Stream trap run annual summary

Month	Trap Nights	Tot RT Caught	Tot BT Caught	%BT	Avg RT Length	Avg RT Weight	Avg BT Length	Avg BT Weight
Sep 16	6	34	1	3%	465	1.41	545	2.50
Oct 16	10	70	10	13%	491	1.54	590	2.99
Nov 16	9	18	92	84%	510	1.81	593	3.02
Dec 16	10	4	196	98%	483	1.43	582	2.94
Jan 17	10	3	76	96%	493	1.73	549	2.51
Feb 17	10	18	48	73%	519	1.74	586	2.55
Mar 17	9	35	37	51%	470	1.50	583	2.85
Apr 17	9	44	118	73%	478	1.77	570	2.88
May 17	8	11	17	61%	485	1.50	574	2.54
Jun 17	-	-	-	-	-	-	-	-
Jul 17	-	-	-	-	-	-	-	-
Aug 17	-	-	-	-	-	-	-	-
Year	81	237	595	72%	488	1.60	575	2.75

RT = Rainbow Trout, BT = Brown Trout, Length in mm, Weight in kg

Table 3: Ohau Channel creel survey results, pre and post diversion wall

Season	PreWall		Post Wall							
	07-08	08-09	09-10	10-11	11-12	12-13	13-14	14-15	15-16	16-17
Ave. angler catch rate	0.40	0.30	0.61	0.27	0.20	0.23	0.38	0.32	0.38	0.25
Ave. brown weight (kg)	4.71	4.63	4.12	3.91	3.94	2.68	3.75	2.93	2.83	3.26
Ave. rainbow weight(kg)	2.30	2.22	2.11	1.56	1.58	1.51	1.69	1.55	1.62	1.58
% of Anglers satisfied	66%	16%	88%	19%	19%	3%	69%	33%	68%	67%

Catch rate = fish/hr

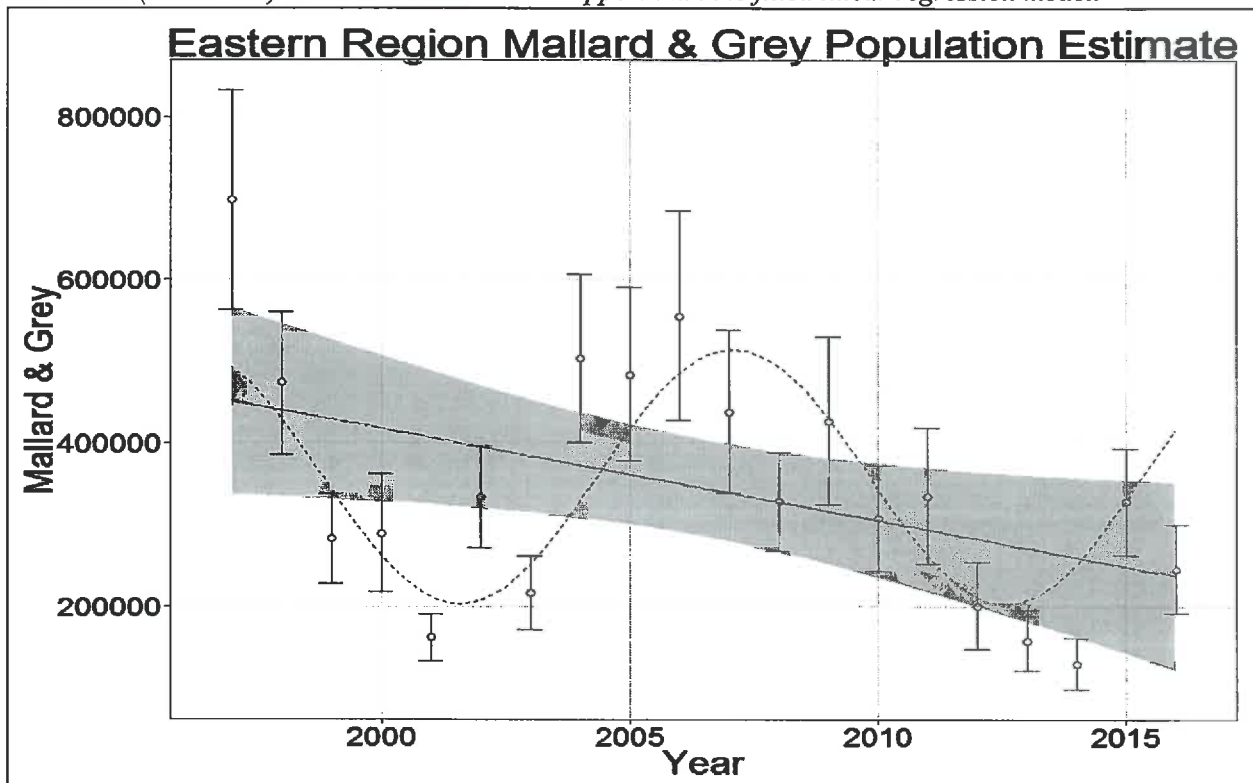
Project and Objective	Performance Measure	Actual Result
<p>1116 Waterfowl Monitoring</p> <p>(i) Monitor black swan and paradise shelduck populations within the Eastern Region using aerial trend counts; monitor seasonal usage of Tauranga Harbour by black swan.</p> <p>(ii) Investigate productivity, survival, harvest and movements of greylards by conducting brood counts, and undertaking trapping, banding and aerial transect surveys in conjunction with neighbouring regions; co-ordinate and participate in the national shoveler monitoring programme.</p>	<p><i>(i) Report interim results to the February 2017 Council meeting and provide a full report detailing the status of these populations by 31 August 2017.</i></p> <p><i>(ii) Provide final reports for the 2015-2016 year by 31 October 2016 and report interim results for the 2016-2017 year to the February 2017 Council meeting. The reports will compare measures of productivity for greylards with previous years where it is possible to do so.</i></p>	<p>(i) Paradise shelduck and black swan counts completed, interim results reported 1 February 2017. Full report completed 25 July 2017 and provided to Council August 2017 (PFI).</p> <p>(ii) Mallard and grey duck monitoring report completed July 2017, and provided to Council August 2017 (PFI). Results of banding supplied to Council in the October 2016 and final report April 2017 (PFI).</p> <p>(iii) National shoveler report completed 12 September 2016 and emailed to all Fish & Game Regions.</p>
<p>1117 Botulism</p> <p>Monitor avian botulism outbreaks and minimise these by whatever practical means are available.</p>	<p><i>Report incidents to the following meeting of Council.</i></p>	<p>No major botulism outbreaks reported.</p>

Table 4: Aerial trend count estimate of annual change (long term population trend) and last two years count totals for sub regional management areas

Area	Paradise Shelduck			Black Swan		
	15 year trend (%)	2016 count	2017 count	15 year trend	2016 count	2017 count
A1	-3.0	4510	5399	-0.7	7152	8872
A2	-5.2	2032	2326	-0.7	1852	2404
B1	-5.9	3360	3445	27.6	64	282
B2	-1.0	1421	1658	-1.8	380	733

Trend of 0.00 = no change, trend < 10.0 is decline, trend > 10.0 is increase.

Graph 3: Eastern Greyland population estimate at the beginning of the waterfowl season in the Eastern Region (mean \pm 95% CI) (1997–2016). The solid line is the fitted linear regression, and dotted line the 11 Year Sine Model. There is no evidence of a consistent linear change in population over study period. The Sine model (dotted line) received 50 times more support than the fitted linear regression model.



Note: Some previous population estimates have been adjusted following late return of bands from earlier seasons.

Project and Objective	Performance Measure	Actual Result
<p>1118 Game Bird Research Complete analysis and report on greylard use of drains survey; contribute to study on status of grey duck; contribute to national greylard research programmes</p>	<p>Report findings to Council by 31 August 2017.</p>	<p>(i) Analysis and report of mallard drain survey is near completion. (ii) Contributed to national greylard research programme.</p>

including collation of recent research on incidence and effects of lead shot.		(iii) Annual duck brood counts were undertaken within the coastal Bay of Plenty drainage network during the last week of October 2016. Results reported to Council at its February 2017 meeting.
1119 Upland Game Assessments Continue upland game population monitoring programme in Kaingaroa.	<i>Report outcomes to the following meeting of Council.</i>	Pheasant call counts were undertaken in Kaingaroa Forest in November 2016. Results reported to Council at its February 2017 meeting.

1120: Harvest Assessment: Assess angler and hunter activity and related harvest

<i>Project and Objective</i>	<i>Performance Measure</i>	<i>Actual Result</i>
1121 Lake Fisheries Creel Surveys Conduct annual angler creel monitoring surveys (winter/summer) assessing angler catch and satisfaction from key Rotorua lakes.	<i>Report on the 2016 winter creel survey by 28 February 2017 and the 2016-2017 summer creel survey by 31 August 2017.</i>	(i) 234 anglers surveyed during winter 2016. Report presented to Council February 2017. (ii) 902 anglers surveyed during the 2016-17 summer surveys. Report incomplete as at 31 August 2017.

Table 5: Winter Creel Survey summary results

Lake	% Anglers satisfied			Avg Fish Length (mm)			Avg Fish Weight (kg)		
	2016	2015	2014	2016	2015	2014	2016	2015	2014
Tarawera	100%	86%	94%	561	546	571	2.08	1.91	2.33
Rotoiti	96%	97%	97%	599	593	575	2.90	2.79	2.66
Okataina	92%	100%	100%	555	553	604	2.13	2.07	2.43

Table 6: Summer Creel Survey summary results

Lake	% Anglers satisfied			Avg Fish Length (mm)			Avg Fish Weight (kg)		
	16-17	15-16	14-15	16-17	15-16	14-15	16-17	15-16	14-15
Tarawera	95%	95%	97%	507	509	503	1.52	1.49	1.42
Rotoiti	100%	96%	98%	514	550	518	1.76	2.14	1.80
Okataina	100%	95%	95%	523	508	539	1.86	1.65	1.83
Rotorua	97%	100%	97%	455	456	439	1.21	1.08	0.99

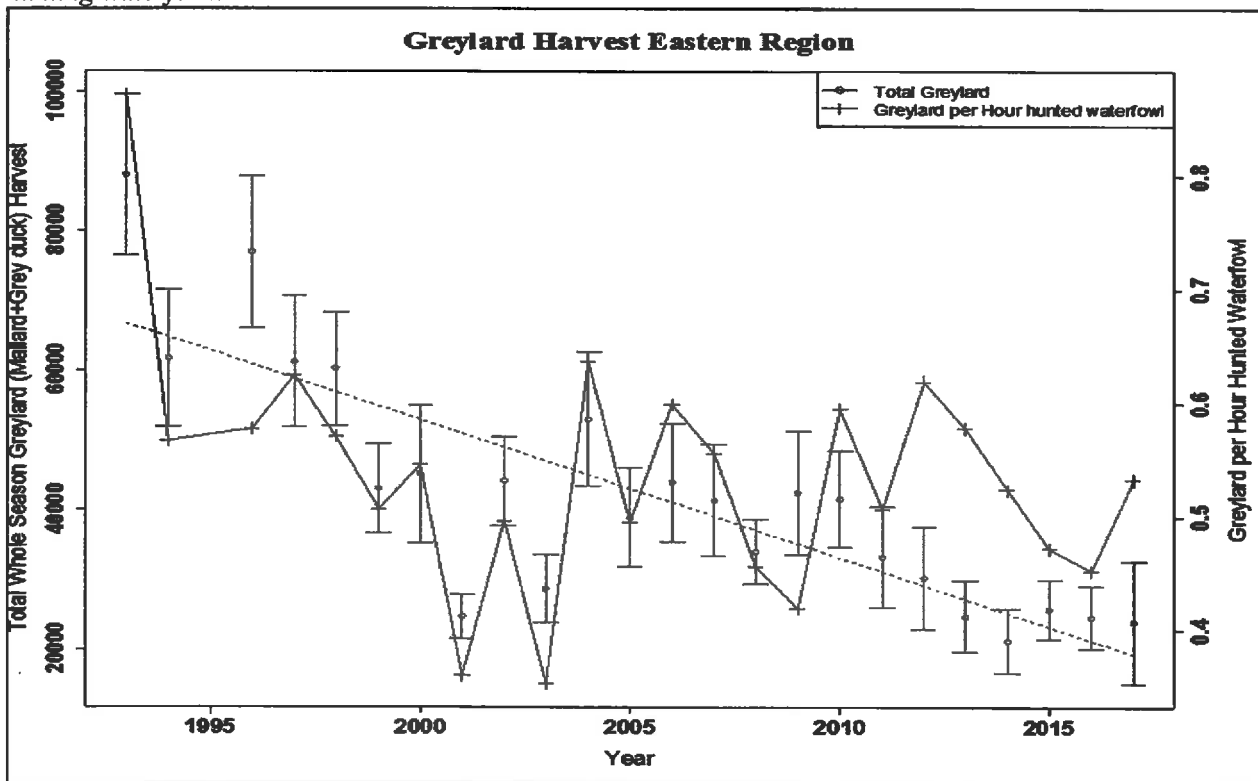
<i>Project and Objective</i>	<i>Performance Measure</i>	<i>Actual Result</i>
1122 Opening Day Angler Survey Monitor opening day catch from Rotorua lakes fisheries to assess characteristics of the catch.	Present report to Council by 30 April 2017.	Survey completed with 936 anglers surveyed. Report presented to Council April 2017.

Table 7: Opening Day Survey, trout caught summary details

Lake	Avg 2yr old length (mm)			Avg 2yr old weight (kg)			Avg 2yr old condition factor		
	16-17	15-16	14-15	16-17	15-16	14-15	16-17	15-16	14-15
Tarawera	489	480	483	1.33	1.29	1.32	40.85	42.00	42.53
Rotoiti	496	490	492	1.49	1.51	1.50	43.91	46.27	45.11
Okataina	511	500	512	1.64	1.48	1.60	44.46	42.40	43.57

<i>Project and Objective</i>	<i>Performance Measure</i>	<i>Actual Result</i>
1123 Game Bird Hunter Survey Assess the harvest of game birds by hunters and hunter effort during the 2017 season.	Present the results of the 2016 game season hunter surveys to Council by 30 November 2016. Complete the 2017 game bird hunter surveys by 31 August 2017.	2016 Game bird hunter survey results presented to October 2016 meeting of Council. 2017 Game bird hunter surveys to be completed in September 2017.

Graph 4: Eastern Region greylard (mallard & grey duck) harvest (mean \pm 95% CI) from 1993 to 2017. Dashed line is the regression line on greylard harvest over time. The solid line represents greylard per hour hunting waterfowl.



1140: Hatchery: To produce sufficient trout to meet the requirements of Eastern Region, Fish and Game New Zealand, as well as other Fish and Game Regions

<i>Project and Objective</i>	<i>Performance Measure</i>	<i>Actual Result</i>
1141 Operate Hatchery To produce quality fish for stocking of Eastern Region lakes and supplying the needs of other Fish & Game regions.	To produce c.100,000 fish to meet Eastern Region requirements and regional orders.	85,564 fish were produced and liberated or distributed for the period. Liberations reported to following meeting of Council.
1142 Hatchery Maintenance Maintenance of hatchery facilities.	Report activities to the following meeting of Council.	No out of the ordinary maintenance activities undertaken.

Table 8: Trout liberations in the Eastern Region

Water	Date released	Mark	Tag	Species	Age	Modal	Quantity
McLaren	7/12/2016	Rp		Rainbow	1+		500
McLaren	7/12/2016			Rainbow	2+		300
McLaren	7/12/2016	Rp		Brown	1+	220	200
Ngapouri	20/12/2016	Rp		Rainbow	1+	180	500
Okareka	31/05/2017	LpAd		Rainbow	1+		2500
Okareka	5/10/2016	Rp	G16	Rainbow	1+	180	500
Okareka	5/10/2016	Rp		Rainbow	1+	180	2000
Okaro	16/12/2016	Rp		Rainbow	1+	180	500
Okataina	18/05/2017	LpAd	17O	Rainbow	1+	170	500
Okataina	11/04/2017	LpAd		Rainbow	1+	170	250
Okataina	15/03/2017	LpAd		Rainbow	1+	140	250
Okataina	09/11/2016	Rp		Rainbow	1+	200	500
Okataina	13/10/2016	Rp		Rainbow	1+	180	500
Okataina	21/09/2016		Promo, Green	Rainbow	2+		10
Okataina	14/09/2016	Rp		Rainbow	1+	180	1000
Okataina	14/09/2016	Rp	E16	Rainbow	1+	180	500
Rerewhakaaitu	06/06/2017	LpAd		Rainbow	1+		3500
Rerewhakaaitu	11/10/2016	Rp		Rainbow	1+	180	3500
Rerewhakaaitu	11/10/2016	Rp	I16	Rainbow	1+	180	500
Rotoehu	29/05/2017	LpAd		Rainbow	1+	170	2000
Rotoehu	20/09/2016	Rp		Rainbow	1+	170	2000
Rotoehu	20/09/2016	Rp	C16	Rainbow	1+	170	500
Rotoiti	17/05/2016	LpAd	17R	Rainbow	1+	170	500
Rotoiti	17/05/2016	LpAd		Rainbow	1+	170	5000
Rotoiti	10/04/2016	LpAd		Rainbow	1+	170	5000
Rotoiti	15/03/2017	LpAd		Rainbow	1+	140	4000
Rotoiti	20/02/2017	Ad	N17	Rainbow	1+	170	500
Rotoiti	19/10/2016	Rp		Rainbow	1+	180	6500
Rotoiti	21/09/2016		Promo, Green	Rainbow	2+		10
Rotoiti	19/09/2016	Rp		Rainbow	1+	180	6500

Water	Date released	Mark	Tag	Specie	Age	Modal	Quantity
Rotoiti	19/09/2016	Rp	B16	Rainbow	1+	180	500
Rotoma	26/05/2017	LpAd		Rainbow	1+	170	2000
Rotoma	26/05/2017	Lp		Tiger	1+	120	160
Rotoma	13/10/2016	Rp		Tiger	1+	200	391
Rotoma	28/09/2016	Rp	D16	Rainbow	1+	180	500
Rotoma	28/09/2016	Rp		Rainbow	1+	180	2000
Rotorua	4/10/2016	Rp	A16	Rainbow	1+	180	1000
Tarawera	10/05/2017	LpAd	17T	Rainbow	1+	170	500
Tarawera	10/05/2017	LpAd		Rainbow	1+	170	1000
Tarawera	7/04/2017	LpAd		Rainbow	1+	170	1000
Tarawera	14/03/2017	LpAd		Rainbow	1+	140	1000
Tarawera	20/02/2017	Ad	X17	Rainbow	1+	170	500
Tarawera	20/02/2017	Ad		Rainbow	1+	170	500
Tarawera	9/11/2016	Rp		Rainbow	1+	200	1000
Tarawera	12/10/2016	Rp		Rainbow	1+		2500
Tarawera	21/09/2016		Promo, Green	Rainbow	2+		10
Tarawera	13/09/2016	Rp	H16	Rainbow	1+	180	500
Tarawera	13/09/2016	Rp		Rainbow	1+	180	4000
Tikitapu	18/11/2016	Rp		Brook	1+	180	900
Tuai	14/12/2016	Rp		Brown	1+	240	200
Tuai	14/12/2016	Rp		Rainbow	1+	180	500

<i>Project and Objective</i>	<i>Performance Measure</i>	<i>Actual Result</i>
1143 Te Wairoa Trap Operate Te Wairoa trap to obtain suitable brood stock and collect sufficient ova to sustain the hatchery programme.	Report the results of the trapping programme to each meeting of Council during the period April to August.	The Te Wairoa trap was operated and 339,033 ova were collected from 77 crosses. Reported to Council bi-monthly during the trapping season.

Table 9: Te Wairoa trap summary

Fish details	2016-17	2015-16	2014-15	2013-14	2012-13
Total fish trapped	801	1112	1040	902	757
Average Length (mm)	538	541	541	547	567
Average Weight (kg)	1.82	2.01	1.95	2.05	2.23
Wild % in run	23.6	29.0	32.5	33.5	28.6

1160: Releases: To transfer and release sports fish and game birds to augment populations within the region

<i>Project and Objective</i>	<i>Performance Measure</i>	<i>Actual Result</i>
1161 Sports Fish Liberations Transfer and release hatchery reared trout in accordance with regional stocking strategies.	Report liberations to the following meeting of Council.	Liberations reported to the following meeting of Council.

<i>Project and Objective</i>	<i>Performance Measure</i>	<i>Actual Result</i>
1162 Game Bird Liberations Release up to 200 captive reared mallards in the Broadlands/ Reporoa area subject to an assessment of the success of the February 2016 release.	Report liberations to the following meeting of Council.	No birds released but continued to feed birds released earlier.

1170: Regulations: Develop regulations to ensure that harvest of sports fish and game birds is within sustainable limits

<i>Project and Objective</i>	<i>Performance Measure</i>	<i>Actual Result</i>
1171 Sports Fish Regulations To maintain sports fish resources through the development of an annual anglers notice.	Recommend fishing season conditions for the 2017-2018 Anglers Notice by 30 June 2017.	No changes proposed for the 2017-18 Anglers Notice process. Recommendation for status quo sent to NZ Council 22 June 2017.
1172 Game Bird Regulations To maintain game bird resources through the development of annual game season conditions.	Recommend game season conditions for the 2017 season to the NZ Council by 3 February 2017.	Recommended Game Season Conditions sent to NZ Council on 1 February 2017.
1173 Game Bird Authorities To provide input to permitting processes to capture, hold, breed and release game birds.	Report activities to the following meeting of Council.	Liaised with Permissions office of Department of Conservation on permit applications as required.
1174 Upland Game Properties To monitor upland game properties, liaise with the operators and review annual operating registers.	Report activities of upland game properties to Council by 30 November 2016.	Summary report presented to Council 21 November 2016.

1180: Game Bird Control: Minimise significant damage caused by game birds to private land

<i>Project and Objective</i>	<i>Performance Measure</i>	<i>Actual Result</i>
1181 Game Bird Control To reduce damage to crops or pasture from unwanted aggregations of game birds by assisting landowners and utilising the efforts of game bird hunters wherever practical.	Maintain permit database and report on the number of permits issued annually in the year end Performance Report.	37 permits issued to 35 land owners. All requests dealt with in a timely manner.

Table 10: Permits issued to disturb game birds by species (35 landowners)

Species	Permits Issued
Black Swan	4
Paradise Shelduck	13
Mallard duck	2
Pukeko	16
Ring necked pheasant	2
Total	37

SPORTS FISH AND GAME BIRD HABITAT PROTECTION AND MAINTENANCE

Goal

To manage, maintain, and enhance sports fish and game bird habitat to maximise recreational opportunities for anglers and hunters.

SUMMARY OF RESOURCES

Code	Project Cluster	Budget			Actual		
		Total Expense	Income	Net Cost	Total Expense	Income	Net Cost
1210	RMA	\$74,262	\$0	\$74,262	\$91,898	\$0	\$91,898
1220	Works & Management	\$113,020	\$41,248	\$71,772	\$95,735	\$24,316	\$71,419
1230	Assisted Habitat	\$144,527	\$11,029	\$133,498	\$63,524	\$19,611	\$43,913
1240	Assessment	\$7,315	\$0	\$7,315	\$5,239	\$0	\$5,239
Total		\$339,124	\$52,277	\$286,847	\$256,396	\$43,927	\$212,469

1210: Resource Management Act: To effectively represent Fish & Game interests and the aspirations of anglers and hunters in resource management processes and strategies

Project and Objective	Performance Measure	Actual Result
<p>1211 RMA Planning</p> <p>(i) Review plans, policies and strategies and advocate for decisions and conditions that provide for sports fish and game bird interests and the interests of anglers and hunters.</p> <p>(ii) Contribute to the improvement of water quality in the Rotorua lakes via collaborative processes, research, and fishery and angler monitoring.</p> <p>(iii) Minimise effects on fisheries arising from activities aimed at improving water quality in the Rotorua lakes.</p> <p>(iv) Utilise river investigation projects to advocate for improved water quality in the Rangitaiki River.</p> <p>(v) Make submissions on regional and district council planning documents to promote rules that facilitate game bird habitat</p>	<p>Report activities to each meeting of Council.</p>	<p>(i) Attended regular meetings of the Bay of Plenty Regional Water Advisory Panel.</p> <p>(ii) Pre-hearing meetings and hearings attended on the Gisborne District Council Proposed Freshwater Plan.</p> <p>(iii) Appeal lodged on Gisborne District Council Proposed Freshwater Plan</p> <p>(iv) Involved in statutory and non-statutory planning processes with District/ Regional Councils as per Table 11.</p> <p>(v) Submission lodged on Bay of Plenty Regional Council Proposed Plan Change 9 – Freshwater</p>

enhancement.		Quantity. (vi) Submitted on consents as per Table 12. (vii) All activities reported to Council bi-monthly.
--------------	--	--

Table 11: Planning processes submitted to, hearings, appeals and/or mediations in which we have been involved

Authority	Process
Environment Bay of Plenty Regional Council	<ul style="list-style-type: none"> • Regional Water Advisory Panel • Proposed Plan Change 9
Gisborne District Council	<ul style="list-style-type: none"> • Freshwater Advisory Group • Proposed Freshwater Plan • Waipaoa Catchment Plan

Table 12: Summary of Consent Applications received

Consent activity	Number of applications
Total number of consents received	15
No concerns letter	5
Section 95E3a approval	8
Conditions imposed	2

1220: Works and Management: Wildlife Management Reserves

<i>Project and Objective</i>	<i>Performance Measure</i>	<i>Actual Result</i>
<p>1221 Reserves Management Manage water levels and habitat in wildlife management reserves; advocate and maintain optimum conditions for waterfowl.</p> <p>(i) Review stand holder habitat maintenance programme and investigate incentives for undertaking enhancement works.</p> <p>(ii) Continue managed wetland maintenance programme including water reticulation systems in Kaituna and Awaitei Wildlife Management Reserves. Continue regular habitat and water inspections in managed wetlands.</p>	<p>Report activities to the following meeting of Council.</p>	<p>(i) Stand holder habitat maintenance programme considered by Council at August 2017 bi-monthly meeting.</p> <p>(ii) Annual mowing and spraying programme completed. Water reticulation for Awaitei and Kaituna WMRs completed. Regular habitat and hydrology inspections in most wetlands managed undertaken.</p> <p>(iii) Reported to Council bi-monthly.</p>



1230: Assisted Habitat: Assist habitat enhancement by individuals and organisations and manage significant projects

<i>Project and Objective</i>	<i>Performance Measure</i>	<i>Actual Result</i>
<p>1231 Maintain and Enhance Game Bird Habitat</p> <p>(i) Encourage hunters and landowners to create wetland habitat on non-public land. Make available information packages and services including land owner site visits and consent advice. Use rural media to encourage wetland enhancement on non-public land.</p>	<p><i>Respond to all landowners' requests for advice and contribute to the development and/or enhancement of habitat that enhances waterfowl productivity and greylards in particular. Report activities to the following meeting of Council.</i></p>	<p>(i) Landowner information/advice provided to eight landowners for 14.6 ha of habitat enhancement.</p> <p>(ii) Reported to Council bi-monthly.</p>
<p>1232 Habitat Creation Projects</p> <p>(ii) Develop and implement programme aimed at encouraging landowners to enhance the habitat values of existing ponds in rural environments.</p> <p>(iii) Make one application to external funding providers for a habitat creation project in the Eastern Region.</p> <p>(iv) Assist in wetland habitat creation and enhancement in the Waikato River catchment through WCEET trustee and project manager participation.</p>	<p><i>(i) Make one application for external funding for an enhancement project.</i></p> <p><i>(ii) Report WCEET activities by 31 August 2017.</i></p> <p><i>(iii) Report activities to the following meeting of Council.</i></p>	<p>(i) No external funding applications were made.</p> <p>(ii) Attended WCEET meetings, managed three projects. Reported funding results to Council June 2017 meeting.</p> <p>(iii) All enhancement activities reported to Council bi-monthly.</p>

1240: Assess and Monitor: Assess and monitor regional trends in significant habitat areas

<i>Project and Objective</i>	<i>Performance Measure</i>	<i>Actual Result</i>
<p>1241 Monitor Waterfowl Habitats</p> <p>Interact with Wetland Forum groups and/or agencies compiling or updating wetland inventories.</p>	<p><i>Report activities to the following meeting of Council.</i></p>	<p>Participated in Wetland Forum meetings, with significance of wetlands regularly raised.</p>
<p>1242 Monitor Upland Game Habitats</p> <p>Interact with groups and/or agencies re upland habitats.</p>	<p><i>Report activities to the following meeting of Council.</i></p>	<p>Pheasant call counts completed and survey reported to meeting following.</p>

ANGLER AND HUNTER PARTICIPATION AND SERVICES

Goal

To encourage angler and hunter participation while maintaining the quality of the recreational experience.

SUMMARY OF RESOURCES

Code	Project Cluster	Budget			Actual		
		Expense	Income	Net Cost	Expense	Income	Net Cost
1310	Access	\$50,523	\$0	\$50,523	\$41,356	\$0	\$41,356
1330	Newsletters	\$37,931	\$0	\$37,931	\$29,414	\$0	\$29,414
1340	Other Publications	\$8,218	\$0	\$8,218	\$5,020	\$0	\$5,020
1350	Training	\$63,038	\$13,500	\$49,538	\$48,638	\$13,371	\$35,267
1360	Club Relations	\$7,315	\$0	\$7,315	\$3,760	\$0	\$3,760
1370	Huts	\$3,644	\$400	\$3,244	\$3,868	\$374	\$3,494
Total		\$170,669	\$13,900	\$156,769	\$132,056	\$13,745	\$118,311

1310: Angler and Hunter Access: To maintain and enhance access to the sports fish and game bird resources of the Eastern Region

Project and Objective	Performance Measure	Actual Result
<p>1311 Maintain and Enhance Access Physical and legal access to angling and hunting opportunities.</p> <p>(i) Maintain angling tracks in the Ngongotaha and Waiteti Streams, and the Tarawera, Waioeka and Rangitaiki Rivers.</p> <p>(ii) Investigate and create new angling access opportunities in the Wairoa catchment e.g. Putere Lakes.</p> <p>(iii) Advocate for improved access through plantation forests such as Kaingaroa, and resolution of identified captured access areas.</p> <p>(iv) Make submissions to the Walking Access Commission and ensure that provision for Public access is made in relevant Treaty of</p>	<p>Report activities to the following meeting of Council.</p>	<p>(i) Access tracks maintained as required.</p> <p>(ii) New access is in place in the Wairoa river system (Waikaretaheke River, and access provision at Putere Lakes – Lake Rotonuiaha-arranged).</p> <p>(iii) Liaison ongoing with landowners and Forest Managers. Two instances of access capture/ impediments dealt with or in process of being resolved in conjunction with DOC (one at Ngongotaha Stream,</p>

Waitangi settlements.		<p>one at Putere - Lake Rotoroa).</p> <p>(iv) Access issue register maintained and updated. Liaison with Walking Access Commission ongoing involving consultation, field visits and advice.</p> <p>(v) Activities reported to Council at meeting following.</p>
<p>1312 Signage Maintain signs and enhance access through signage at key fishing and hunting access points. Maintain signage inventory databases.</p>	<p><i>Report activities to the following meeting of Council.</i></p>	<p>Access signage maintained and database updated.</p>
<p>1313 Hunter Ballots Allocate and manage balloted hunting stands in Fish & Game managed Wildlife Management Reserves/wetlands.</p>	<p><i>Allocate balloted hunting stands.</i></p>	<p>Ballot draw completed, hunters advised of shooting stands for the 2017 season.</p>

1330: Newsletters, Licence holder communications: To effectively inform anglers and hunters of matters relating to Fish & Game and opportunities for increased participation

<i>Project and Objective</i>	<i>Performance Measure</i>	<i>Actual Result</i>
<p>1331 Electronic Newsletters Prepare and circulate monthly newsletters (e-zines) to clubs.</p>	<p><i>Prepare and circulate 12 monthly electronic newsletters (three Both Barrels and nine Reel Life ezines).</i></p>	<p>Nine 'Reel Life' and four 'Both Barrels' newsletters were produced and distributed. The Reel Life e-zine did not have regional input for the months of February, June, and July. Angler and hunter enquiries responded to as they arose.</p>
<p>1332 Fish & Game Magazine Prepare and mail two issues of Fish and Game New Zealand to 2016-2017 whole season fish licence holders and 2016 whole season game licence holders.</p>	<p><i>Mail fish issue August 2017 (approx. 9,000), game issue April 2017 (approx. 3,200). Distribute pre fish and game season newsletters.</i></p>	<p>Two pages completed for both the Fish & Game fishing magazine supplement (8,256) and the hunting magazine supplement (3,523). A 16</p>

Prepare and distribute pre-season newsletters.		page fishing newsletter was completed and distributed to licence holders and licence agents. A 12 page hunting newsletter was distributed to agents and emailed to licence holders.
1333 Fish & Game Website Maintain and regularly update Fish & Game information on the Eastern Region website.	<i>Report activities to the following meeting of Council.</i>	Numerous site updates were made to the Eastern Fish & Game web page during the year. Reported to Council bi-monthly.

1340: Informational Publications: To assist anglers and hunters to access the hunting and fishing opportunities of the Eastern Region

<i>Project and Objective</i>	<i>Performance Measure</i>	<i>Actual Result</i>
1341 Information Pamphlets Review and if necessary reprint pamphlets, address information deficiencies and use website and other forms of communication to make access information more readily available. Maintain stocks of information pamphlets with licence agents and other outlets throughout the region.	<i>Report on activities to the following meeting of Council.</i>	Wairoa River system/East Coast brochure printed and distributed. A reprint of the Rotorua Lakes Fishery brochure and the Rangitaiki River brochure was completed. Activities reported to Council at meeting following.

1350: Angler and Hunter Training: To encourage new participants to take up angling and hunting

<i>Project and Objective</i>	<i>Performance Measure</i>	<i>Actual Result</i>
1351 Children's Fishing Programme Operate the children's fishing programme in conjunction with the Rotorua Anglers Association and identify options to increase participation. This may involve participation from other clubs.	<i>Provide sufficient two-year-old fish to support the fishing programme. Report activities and participation to the following meetings of Council.</i>	Approximately 2,000 rising 2 year old rainbow trout were added to the children's pond during summer. Activities reported to Council at meeting following.
1352 Angler/Hunter Training (i) Provide angler and hunter training information and make available novice	<i>Provide at least two angler information seminars and run a hunter open day.</i>	Two fishing tuition events were held for anglers, one at Lake Tarawera and one in Gisborne. Participated

<p>hunter/angler starter packs.</p> <p>(ii) Conduct angling training seminars.</p> <p>(iii) Conduct a hunter open day.</p> <p>(iii) Continue novice hunter training programme.</p>	<p><i>Participate in HUNTS programme for hunter training.</i></p>	<p>in two HUNTS courses and conducted a “duck hunters” education open day. Managed novice hunter programme.</p>
<p>1353 Angler/Hunter Enquiries Respond to enquiries for information from anglers and hunters.</p>	<p><i>Provide information and respond to enquiries promptly.</i></p>	<p>Angler/hunter enquiries responded to in a timely manner.</p>
<p>1354 Fishing Competitions Review applications to hold fishing competitions and grant permits where appropriate.</p>	<p><i>Respond to applications within five working days and report on permits granted to each meeting of Council.</i></p>	<p>38 Fishing Competition permits granted within five days of receipt of application. Reported to Council bi-monthly.</p>

1360: Club Relations: To maintain communications with Fish & Game related clubs

<i>Project and Objective</i>	<i>Performance Measure</i>	<i>Actual Result</i>
<p>1361 Fish & Game Club Communications Maintain club register and provide news updates to clubs on a monthly basis, attend club meetings as appropriate.</p>	<p><i>Attend up to 20 club meetings or gatherings by 31 August 2017. Provide report to following meeting of Council.</i></p>	<p>Five Club meetings or events attended by staff. Reported to Council bi-monthly.</p>

1370: Fish and Game Huts

<i>Project and Objective</i>	<i>Performance Measure</i>	<i>Actual Result</i>
<p>1371 Fish & Game Huts Maintain Fish & Game huts at Waikaremoana and Wairua.</p>	<p><i>Report maintenance activities to following meeting of Council.</i></p>	<p>Huts maintained as required. Activities reported to Council at meeting following.</p>

PUBLIC INTERFACE

Goal

To maximise public awareness of the values associated with the sports fish and game bird resource, and support for the management role of Fish and Game New Zealand.

SUMMARY OF RESOURCES

Code	Project Cluster	Budget			Actual		
		Total Expense	Income	Net Cost	Total Expense	Income	Net Cost
1410	Liaison	\$13,167	\$0	\$13,167	\$13,621	\$0	\$13,621
1420	Communication	\$18,116	\$0	\$18,116	\$5,732	\$0	\$5,732
1440	Public Promotions	\$13,984	\$0	\$13,984	\$15,322	\$0	\$15,322
1450	Visitors/Education	\$39,646	\$0	\$39,646	\$49,704	\$0	\$49,704
Total		\$84,913	\$0	\$84,913	\$84,379	\$0	\$84,379

1410: Liaison: To avoid conflicts and maintain effective advocacy and liaison with statutory resource management agencies

<i>Project and Objective</i>	<i>Performance Measure</i>	<i>Actual Result</i>
<p>1411 Statutory Liaison and Political Awareness</p> <p>Maintain a structured liaison and advocacy programme with key agencies and individuals. Make submissions to senior Regional Council and DOC staff on significant regional matters. Engage in governor-governor meetings where appropriate. Engage with iwi groups and tribal authorities including Te Uru Taumatua and the Tuhoe Board. Ensure political awareness of Fish & Game activities and support for improved habitat performance.</p>	<p><i>(i) Regional Manager to meet with senior Regional Council and DOC staff at least yearly. Staff to attend Conservation Board meetings at least annually.</i></p> <p><i>(ii) Regional Manager to meet with Te Uru Taumatua, the Tuhoe Board and tribal entities including the Waikaremoana Tribal Authority.</i></p> <p><i>(iii) Regional Manager/ Councillors to visit electorate MPs during the year.</i></p> <p><i>(iv) Report activities to following meetings of Council.</i></p>	<p>(i) Met with senior Bay of Plenty Regional Council and DOC managers including Operations Managers and Regional Directors.</p> <p>(ii) Attended one Bay of Plenty Conservation Board meeting and liaised with and provided reports and advice to Board members from all three Boards within the Eastern Region. Eastern Fish and Game Council chair met with National MP for the East Coast.</p> <p>(iii) Met with senior staff and Board members of Te Uru Taumatua, members of the Tuhoe Board (presented submission to hearing</p>

		<p>convened by Board), attended opening of Te Wharehou at Waikaremoana and met with staff and managers of the Waikaremoana Tribal Authority. Met also with new CE of Te Arawa Lakes Trust.</p> <p>(iv) All activities reported to Council at meeting following.</p>
--	--	---

1420: Communication: Develop and maintain effective communication with the wider public and the media, stakeholders and strategic allies

<i>Project and Objective</i>	<i>Performance Measure</i>	<i>Actual Result</i>
<p>1421 Public Communications To advocate the interests of anglers and hunters through maintaining effective communication with non-statutory groups or individuals such as farmers, iwi and the general public.</p> <p>(i) Implement regional public awareness programme and identify and progress marketing opportunities.</p> <p>(ii) Maintain a strong presence in general public media.</p> <p>(iii) Engage and communicate with rural community and land owners. Develop relationships with groups such as Federated Farmers, Fonterra and Dairy NZ</p> <p>(iv) Engage with iwi. Initiate more formal relationships with key iwi groups across the region (e.g. Te Arawa) and participate in Treaty Settlement processes that affect anglers and hunters.</p>	<p><i>(i) Contribute to national public awareness network.</i></p> <p><i>(ii) Manage website for effective licence holder communication and public awareness. Prepare and distribute at least 40 media press releases before 31 August 2017.</i></p> <p><i>(iii) Submit on Treaty Settlements affecting angler/hunter access and develop relationships with key iwi groups.</i></p> <p><i>(iv) Report activities to following meeting of Council.</i></p>	<p>i) Communications staff interacted at least weekly with members of the national public awareness network.</p> <p>(ii) Website managed and Twitter account updated as required.</p> <p>(iii) 18 media releases were prepared and distributed during the year.</p> <p>(iv) Staff assisted with the 2016 Ballance Farm Environment Awards.</p> <p>(v) Met with members of Te Urewera Board, Te Uru Taumatua, and the Waikaremoana Tribal Authority.</p> <p>(vi) Reported to Council bi-monthly.</p>



1440: Promotions: To actively promote the work of Fish & Game with the wider public and the media

<i>Project and Objective</i>	<i>Performance Measure</i>	<i>Actual Result</i>
<p>1441 Public Promotions Develop and increase Fish & Game New Zealand presence via promotional events and public "open days".</p>	<p><i>(i) Support national public awareness events.</i> <i>(ii) Prepare articles for angler/hunter magazines.</i> <i>(iii) Liaise with Destination Rotorua to raise profile of Rotorua lakes fisheries.</i> <i>(iv) Conduct a 'red tag' fish competition in October 2016.</i> <i>(v) Report activities to following meeting of Council.</i></p>	<p>(i) Supported national events. (ii) Prepared articles for magazines. (iii) Attended destination Rotorua launch in June 2017. (iv) "Rotorua Lakes Fish for Gold" tagged trout promotion conducted at commencement of angling season. (v) Reported all activities to Council meeting following.</p>

1460: Visitors /Education: To educate the wider public on the role of Fish & Game New Zealand

<i>Project and Objective</i>	<i>Performance Measure</i>	<i>Actual Result</i>
<p>1451 Education To educate people in sports fish and game bird management, conservation and angling and hunting; increase use of the Ngongotaha hatchery and grounds to promote Fish & Game to schools and the wider public.</p>	<p><i>(i) Conduct presentations to groups and provide conducted tours of the hatchery.</i> <i>(ii) Report activities to the following meeting of Council.</i></p>	<p>(i) Presentations were made to 8 schools/outside organisations. (ii) Reported activities to the following meeting of Council.</p>
<p>1452 Maintenance and Enhancement of Grounds and Facilities To maintain and enhance facilities for the education and benefit of visitors.</p>	<p><i>Report activities to the following meeting of Council.</i></p>	<p>Grounds and facilities maintained as required. Reported activities to the following meeting of Council.</p>

COMPLIANCE

Goal

To protect the sports fish and game bird resource and its user management through enforcement and education of legislative requirements.

SUMMARY OF RESOURCES

Code	Project Cluster	Budget			Actual		
		Total Expense	Income	Net Cost	Total Expense	Income	Net Cost
1510	Ranging	\$61,898	\$0	\$61,898	\$66,130	\$0	\$66,130
1520	Ranger Training	\$7,583	\$0	\$7,583	\$3,810	\$0	\$3,810
1530	Compliance	\$26,713	\$6,000	\$20,713	\$16,331	\$3,175	\$13,156
	Total	\$96,194	\$6,000	\$90,194	\$86,271	\$3,175	\$83,096

1510: Ranging: Maintain compliance with angling and hunting regulations through enforcement activities

<i>Project and Objective</i>	<i>Performance Measure</i>	<i>Actual Result</i>
<p>1511 Ranging Maintain a high level of participant contact through enforcement and monitor compliance with licensing and season conditions.</p>	<p>Organise ranging activity to achieve 3500 angler and hunter contacts. Aim for 95% compliance with legal requirements and season regulations from anglers and hunters contacted. Provide report to each meeting of Council.</p>	<p>2,803 angler/hunter contacts. Compliance rate overall in excess of 98%. 47 persons dealt with for 76 separate offences (Table 13). <i>Note: Total contacts are down on previous recent years for second consecutive year. Offending overall was found to be at a similar rate as the previous year. Youth offending rate is down. Weather patterns likely to have played a part in fewer contacts located both summer and winter seasons.</i></p> <p>Warrantless powers of entry and/or search (Sec 39 Wildlife Act 1953 and Sec 40 Conservation Act 1987): entry to land was exercised on 51 occasions while carrying out game bird hunter ranging or while investigating alleged</p>

		offences. Reported to council bi-monthly.
--	--	--

1520: Ranger Training: To ensure effective ranging across the region with suitably trained and resourced personnel

<i>Project and Objective</i>	<i>Performance Measure</i>	<i>Actual Result</i>
<p>1521 Training Manage the regional network of honorary Fish & Game Rangers and ensure that a sufficient level of training and support is provided for both honorary rangers and warranted staff.</p>	<p>Complete one organised training exercise for honorary rangers and warranted staff and report to Council by 31 August 2017.</p>	<p>Nine Honorary Rangers maintained - during the year two rangers left – one resigned and one transferred to another region. One regional training day conducted. Additionally hosted and co-ordinated a ranger safety training day for North Island regions. Resourced the National Compliance co-ordinator role. Co-ordinated national ranger safety training and refreshers. Involvement in other nationally co-ordinated matters including policy and law changes. Reported to Council bi-monthly.</p>

1530: Compliance/Prosecutions: To follow a consistent policy driven approach to dealing with non-compliance to regulations

<i>Project and Objective</i>	<i>Performance Measure</i>	<i>Actual Result</i>
<p>1531 Prosecutions Follow Council Prosecution and Reparation Policy guidelines to deal with individuals found unlicensed or in non-compliance with season regulations without just cause.</p>	<p>Report details of case outcomes to each meeting of Council.</p>	<p>Offence resolution as per Table 14. 47 offenders dealt with for 76 offences. Reported to council bi-monthly.</p>




Table 13: Offence table 2016-2017 year

Offence name	Number of offences
Fish without licence	25
Fish closed waters	18
Possess net/spear/gaff	7
Give false details	5
Disturb spawning grounds	6
Fish with more than 1 rod	1
Hunt without licence	2
Lead shot	1
Hunt in closed season	1
Trap/snare game	1
Hunt illegal/protected species	1
Unpinned gun	4
Careless use of firearm	4
Total	76

Table 14: Resolution of offences 2016-2017 year

Resolution Type	Number of offenders
Prosecution	10
Reparation	12
Youth warning	6
Adult warning	14
Referral to other agency	4
No prosecution – false information	1
Total	47



LICENSING

Goal

To optimise the sale of angling and hunting licences as valued products.

SUMMARY OF RESOURCES

Code	Project Cluster	Budget			Actual		
		Total Expense	Income	Net Cost	Total Expense	Income	Net Cost
1610	Licence Production	\$23,841	\$1,401,057	-\$1,377,216	\$33,221	\$1,393,707	-\$1,360,486
1620	Agent Servicing	\$12,435	\$0	\$12,435	\$10,478	\$0	\$10,478
1630	Agent Payments	\$70,053	\$0	\$70,053	\$58,272	\$0	\$58,272
	Total	\$106,329	\$1,401,057	-\$1,294,728	\$101,971	\$1,393,707	-\$1,291,736

1610: Licensing: Maintain and monitor a readily available and efficient licensing system

<i>Project and Objective</i>	<i>Performance Measure</i>	<i>Actual Result</i>
<p>1611 Licence Production and Distribution To issue fishing and hunting licences and the appropriate regulations in a timely manner and market new fishing licence categories to existing and potential licence holders.</p>	<p><i>To have available fish licences and regulation guides for the 2016-2017 season by 1 September 2016. To have available game licences and regulation guides for the 2017 season by 31 March 2017.</i></p>	<p>(i) Fish licences and regulation guides were available for purchase on 18 August 2016. (ii) Game licences and regulation guides were available for purchase on 16 March 2017.</p>
<p>1612 Analysis of Licence Information Evaluate licence sales information during the year and identify targeted marketing opportunities.</p>	<p><i>Provide detailed reports of licence sales performance to each meeting of Council.</i></p>	<p>Licence sales reported to Council bi-monthly and monitored throughout the year.</p>
<p>1613 National Licence Management To support the operation of the national licence management provider.</p>	<p><i>Report activities to the following meeting of Council.</i></p>	<p>Liaised with external provider to ensure licence availability. Maintained 43 licence retailers within the region. Participated in National Licence working party. Reported to Council bi-monthly.</p>

Table 15: Licence sales performance

Code	FISH					Code	GAME				
	2012/13	2013/14	2014/15	2015/16	2016/17		2012/13	2013/14	2014/15	2015/16	2016/17
FWA	4,270	4,186	4,036	1,947	2,196	GWA	3,136	3,044	3,001	3,201	3,097
FWJ	426	362	408	478	447	GWJ	360	351	357	343	342
FWF	3,411	3,375	3,211	3,025	2,982						
FSLA				356	354						
FLAA				1,976	1,681						
FWNA			387	499	553						
FWNJ			8	22	34						
FWIA	954	1,012	1,002	635	568						
FWIJ	89	79	82	0	0						
FLBA				142	111						
FSBA				1,489	1,368						
FDA	8,538	7,799	7,693	6,928	6,416	GDA	177	181	207	217	212
FDJ	547	493	406	526	548	GDJ	10	13	6	10	8
Total	18,235	17,306	17,233	18,023	17,258	Total	3,683	3,589	3,571	3,771	3,659
LEQ	11,041	10,768	10,884	10,511	10,339	LEQ	3,246	3,152	3,115	3,313	3,208

FWA - Fish Whole Season Adult, FWJ - Fish Whole Season Junior, FWF - Fish Whole Season Family, FSLA - Fish Loyal Senior Adult (Season), FLAA - Fish Local Area Adult (Season), FWNA - Fish Non Resident Adult (Season), FWNJ - Fish Non Resident Junior (Season), FWIA - Fish Winter Adult, FWIJ - Fish Winter Junior, FLBA - Fish Long Break Adult (9 days), FSBA - Fish Short Break Adult (3 days), FDA - Fish Day Adult, FDJ - Fish Day Junior, GWA - Game Whole Season Adult, GWJ - Game Whole Season Junior, GDA - Game Day Adult, GDJ - Game Day Junior

1620: Agent Servicing: Management and support of Fish & Game licensing through licence agents

Project and Objective	Performance Measure	Actual Result
<p>1621 Licence Agent Support Communicate and work with licence agents to support the licence management provided by Eyede, providing agent training as required.</p>	<p>Provide information and respond to enquiries promptly. Complete at least three visits to all significant licence resellers by 31 August 2017.</p>	<p>Regular visits and contacts with all significant licence agents were undertaken during the year to 31 August 2017. Regular contact with agents was maintained by administration staff throughout the year.</p>

COUNCIL

Goals

To provide for the democratic governance of the fish and game system by fish and game licence holders.

SUMMARY OF RESOURCES

Code	Project Cluster	Budget			Actual		
		Total Expense	Income	Net Cost	Total Expense	Income	Net Cost
1710	Council Elections	\$0	\$0	\$0	\$0	\$0	\$0
1720	Council Meetings	\$57,058	\$0	\$57,058	\$50,508	\$0	\$50,508
	Total	\$57,058	\$0	\$57,058	\$50,508	\$0	\$50,508

1720: Council Meetings: Effective governance and efficient Council support

<i>Project and Objective</i>	<i>Performance Measure</i>	<i>Actual Result</i>
1721 Council Provide effective direction and support to the management of Council's business. Keep Council informed of relevant national and regional matters. Prepare information reports and agenda for Council meetings and any minutes resulting from these meetings.	<i>Hold at least 6 meetings of the Eastern Fish & Game Council prior to 31 August 2017. Distribute agendas eight working days prior to each meeting and draft minutes within 3 weeks of each meeting.</i>	Six regular Council meetings completed before 31 August 2017. All agendas were distributed within required time, and draft minutes distributed as soon as practicable after each meeting.

PLANNING AND REPORTING

Goal

To meet Fish & Game's statutory reporting requirements.

SUMMARY OF RESOURCES

Code	Project Cluster	Budget			Actual		
		Total Expense	Income	Net Cost	Total Expense	Income	Net Cost
1810	Management Planning	\$0	\$0	\$0	\$0	\$0	\$0
1820	Annual Planning	\$10,972	\$0	\$10,972	\$6,164	\$0	\$6,164
1830	Reporting	\$40,731	\$0	\$40,731	\$34,332	\$0	\$34,332
1840	National Liaison	\$17,562	\$0	\$17,562	\$35,523	\$0	\$35,523
	Total	\$69,265	\$0	\$69,265	\$76,019	\$0	\$76,019

1820: Annual Planning

<i>Project and Objective</i>	<i>Performance Measure</i>	<i>Actual Result</i>
1821 OWP preparation To prepare an operational work plan for the 2017-2018 year.	<i>The adoption of a proposed operational work plan for 2017-2018 by the Council by 31 August 2017.</i>	2017-2018 Operational Work Plan adopted by Council at meeting of Council 10 August 2017.

1830: Reporting and Audit

<i>Project and Objective</i>	<i>Performance Measure</i>	<i>Actual Result</i>
1831 Performance Report To complete a Performance Report including the Statement of Service Performance and Financial Statements for the 2015-2016 year.	<i>Conduct quarterly reviews of performance against OWP targets with staff; Complete Annual Performance Report for the 2015-2016 financial year.</i>	Periodic reviews of performance against OWP targets were individually undertaken with staff. Financial statements for 2015-2016 year were prepared and audited in October 2016. SOSP completed and included in audited statement of accounts.
1832 Audit To have the Performance Report for the 2015-2016 year audited in accordance with the Public Audit Act 2001.	<i>The audit of the annual Performance Report for the 2015-2016 financial year in time for the public annual general meeting.</i>	Unqualified audit opinion issued 22 November 2016.
1833 Annual Meeting To conduct a public annual general meeting no later than 1 December 2016.	<i>Adoption of the audited 2015-2016 annual report by Council, and presentation to a public</i>	Annual Report sent to Department of Conservation, Wellington on 25 November 2016 and

	<i>annual general meeting not later than 1 December 2016, as well as to the Minister of Conservation.</i>	presented to annual meeting 1 December 2016.
--	---	--

1840: National Liaison

<i>Project and Objective</i>	<i>Performance Measure</i>	<i>Actual Result</i>
<p>1841 New Zealand Fish & Game Liaison The maintenance of effective liaison with New Zealand Fish & Game to meet all statutory requirements. Contribute to the efficient management of Fish & Game nationally through meetings of Regional Fish & Game Council managers and participation with working parties, networks and national research and monitoring.</p>	<p><i>Attend all meetings of the Regional Fish & Game Council managers and participate where required with working parties established by the New Zealand Council.</i></p>	<p>All Managers meetings attended. Staff undertook or contributed to national roles including North Island compliance co-ordination, RMA and Public Awareness groups, licence working party, finance review committee, Health and Safety committee, research committee, Fisheries SOP development committee, and the national game bird monitoring group.</p>

Eastern Fish and Game Council

FINANCIAL INFORMATION

For the year ended

31 August 2017

Contents

	Page
Financial Information:	
Statement of Financial Performance	36
Statement of Financial Position	37
Statement of Cash Flows	38
Statement of Accounting Policies	39
Notes to the Performance Report	43

EASTERN FISH AND GAME COUNCIL
STATEMENT OF FINANCIAL PERFORMANCE
FOR THE YEAR ENDED 31 AUGUST 2017

	Note	Actual 2017 \$	Budget 2017 \$	Actual 2016 \$
REVENUE				
Fish and Game licence sales	1	1,393,707	1,401,057	1,415,410
Grants and donations	1	16,045	30,030	20,026
Interest	1	31,803	18,302	29,798
Other revenue	1	195,839	192,228	313,193
Total Revenue		1,637,394	1,641,617	1,778,427
EXPENSES				
Outputs				
Species management	2	103,324	104,100	100,063
Habitat protection & management	2	52,384	135,348	54,759
Angler & Hunter participation	2	21,915	24,800	22,993
Public interface	2	2,343	5,000	15,136
Compliance	2	4,420	8,600	7,230
Licensing	2	58,950	70,853	60,413
Council	2	8,843	10,000	8,748
Planning & reporting	2	9,698	9,650	9,539
Overheads				
Employee related costs	2	923,870	921,730	936,485
Depreciation	4	69,242	70,202	73,652
Other expenses	2	129,344	130,352	121,531
Total Expenses		1,384,333	1,490,635	1,410,549
Operating Surplus/(Deficit)		253,061	150,982	367,878
Less Other Expenses				
Levies to NZFGC		223,257	223,257	183,051
NET SURPLUS/(DEFICIT)		29,804	(72,275)	184,827

The accompanying notes form an integral part of these financial statements

EASTERN FISH AND GAME COUNCIL
STATEMENT OF FINANCIAL POSITION
AS AT 31 AUGUST 2017

	Note	Actual 2017 \$	Budget 2017 \$	Actual 2016 \$
ASSETS				
Current Assets				
Bank accounts and cash	3	123,661	140,990	111,705
Debtors and prepayments	3	100,680	140,000	133,775
Investments	3	857,918	735,029	819,867
Inventory	3	140,360	140,360	140,360
Total Current Assets		1,222,619	1,156,379	1,205,707
Non-Current Assets				
Property, plant and equipment	4	831,308	813,109	844,223
Investments	3	-	-	-
Forestry Asset	3	109,000	109,000	109,000
Total Non-Current Assets		940,308	922,109	953,223
TOTAL ASSETS		2,162,927	2,078,488	2,158,930
LIABILITIES				
Current Liabilities				
Creditors and accrued expenses	3	174,644	200,000	203,976
Employee costs payable	3	127,716	120,000	124,191
Total Current Liabilities		302,360	320,000	328,167
TOTAL LIABILITES		302,360	320,000	328,167
NET ASSETS		1,860,567	1,758,488	1,830,763
EQUITY		1,860,567	1,758,488	1,830,763

The accompanying notes form an integral part of the financial statements

EASTERN FISH AND GAME COUNCIL
STATEMENT OF CASH FLOWS
FOR THE YEAR ENDED 31 AUGUST 2017

	Actual 2017 \$	Budget 2017 \$	Actual 2016 \$
CASH FLOWS FROM OPERATING ACTIVITIES			
Cash was received from:			
Licence Sales	1,379,510	1,394,832	1,486,857
Grants, donations and fundraising	16,045	30,030	20,026
Interest	40,904	18,302	26,595
Other revenue	215,110	192,228	264,172
Cash was applied to:			
Payments to suppliers	625,062	723,124	579,335
Payments to employees	920,345	925,921	927,367
GST (net)	1,056	-	7,346
Net Cash Flows from Operating Activities	105,106	(13,653)	283,602
CASHFLOW FROM INVESTING & FINANCING ACTIVITIES			
Cash was received from:			
Sale of property, plant and equipment	77,040	73,000	57,137
Sale of investments/deposits	-	84,838	-
Cash was applied to:			
Purchase of property, plant and equipment	132,139	114,900	72,425
Purchase of investments/deposits	38,051	-	298,688
Net Cash Flows from Investing and Financing	(93,150)	42,938	(313,976)
Net Increase / (Decrease) in Cash	11,956	29,285	(30,374)
Opening Cash	111,705	111,705	142,079
Closing Cash	123,661	140,990	111,705
This is represented by:			
Bank accounts and cash	123,661	140,990	111,705

The accompanying notes form an integral part of the financial statements

EASTERN FISH AND GAME COUNCIL

Statement of Accounting Policies

FOR THE YEAR ENDED 31 AUGUST 2017

ACCOUNTING POLICIES APPLIED

Reporting Entity

The Eastern Fish and Game Council is a Public Entity under the Public Finance Act 1989 (Schedule 4). The Council was established on 4 May 1991 with the passing of the Conservation Law Reform Act 1990.

These financial statements have been prepared in accordance with Section 153-6 of the Crown Entities Act 2004.

Basis of Preparation

Eastern Fish and Game has elected to apply PBE SFR-A (PS) Public Benefit Entity Simple Format Reporting - Accrual (Public Sector) on the basis that it does not have public accountability and has total annual expenses of equal to or less than \$2,000,000. All transactions in the Performance Report are reported using the accrual basis of accounting. The Performance Report is prepared under the assumption that the entity will continue to operate in the foreseeable future.

Goods and Services Tax (GST)

The Council is registered for GST. All amounts are recorded exclusive of GST, except for Debtors and Creditors which are stated inclusive of GST..

SPECIFIC ACCOUNTING POLICIES

Revenue Recognition

Eastern Fish and Game Council derives revenue through the sale of fish and game licences, interest, sale of fish product, contracts, rentals, grants and miscellaneous sales.

Licence Revenue

Licence revenue is recognised in the period the licence fee is earned, for example, a fish licence sold in August of the current year which relates to the next fishing season is treated as income in advance.

Grants Received

Grants are recognised as revenue when they become receivable unless there is an obligation in substance to return the funds if conditions of the grant are not met. If there is such an obligation, the grants are initially recorded as grants received in advance and recognised as revenue when the conditions of the grant is satisfied.

Interest

Interest revenue is recorded as it is earned during the year.

Other Income

Income from contracts, rentals and miscellaneous sales are recorded as revenue in the period they are earned.

Outputs

The Council has allocated expenditure based on the 8 output codes - Species management, Habitat protection & management, Angler & Hunter participation, Public interface, Compliance, Licensing, Council, and Planning & reporting. These are expensed when the related service has been received.

Employee related costs

Wages, salaries, and annual leave are recorded as an expense as staff provide services and become entitled to wages, salaries. Performance payments are recorded when the employee is notified. Superannuation contributions are recorded as an expense as staff provide services.

Levies to NZFGC

A levy is paid each year to the New Zealand Fish and Game Council for the administration of the New Zealand Fish and Game Council, or redistribution to other Council and for advocacy and research.

Bank accounts and cash

Bank Accounts and cash comprise cash on hand, cheque or savings accounts, and deposits held at call with banks.

Debtors and prepayments

Debtors are initially recorded at the amount owed. When it is likely the amount owed (or some portion) will not be collected, a provision for impairment is recognised and the loss is recorded as a bad debt expense.

Investments

Investments comprise investments in term deposits with banks. Deposits with banks are initially recorded at the amount paid. If it appears that the carrying amount of the investment will not be recovered, it will be written down to the expected recoverable amount.

Forestry Assets

Forestry holdings are valued at fair value less estimated point of sale costs. Forestry assets were valued by registered valuer Telfer Young (Rotorua) Ltd as at 19 August 2016.

Inventory

Inventories held for distribution consist of yearlings and 2+ year old trout held at year end for release into the local lakes and rivers or sale to other Fish and Game Councils. Trout are valued at the lower of cost and their selling price.

Property, plant and equipment

Property, plant and equipment is recorded at cost, less accumulated depreciation and impairment losses.

Significant donated assets are recognised upon receipt at valuation. Significant donated assets for which current values are not readily obtainable are not recognised.

Depreciation is charged on all property, plant and equipment other than land, so as to spread the cost of the asset over its useful life. Depreciation for each of the major categories of assets is calculated on the basis noted below:

All Assets Purchased prior to 1 September 2010 are calculated as:

	<u>Life</u>	<u>Depreciation Method</u>
Buildings	40 years	Straight Line
Plant & Equipment	2-10 years	Diminishing Value
Motor Vehicles	3-5 years	Diminishing Value
Office Fittings, Furniture & Equipment	2-10 years	Diminishing Value

All Assets Purchased after 1 September 2010 are calculated as:

	<u>Life</u>	<u>Depreciation Method</u>
Buildings	40 years	Straight Line
Plant & Equipment	2-20 years	Straight Line
Motor Vehicles	10 years	Straight Line
Office Fittings, Furniture & Equipment	2-20 years	Straight Line

Creditors and accrued expenses

Creditors and accrued expenses are measured at the amount owed.

Game Bird Habitat Stamp levy

Levies are collected and paid to New Zealand Fish and Game Council per the New Zealand Game Bird habitat Stamp Regulations 1993. The levy is \$3 for every game licence sold within the financial year.

Employee costs payable

A liability for employee costs payable is recognised when an employee has earned an entitlement. These include salaries and wages accrued up to balance date and annual leave earned but not yet taken at balance date. A liability and expense for long service leave and retirement gratuities is recognised when the entitlement becomes available to the employee.

Restricted and dedicated reserves

Restricted and dedicated reserves are those reserves subject to specific conditions accepted as binding by the Council and which may not be revised by the Council without specified purposes or when certain conditions are met.

Asset Replacement Reserve

The asset replacement reserve is a reserve set up to enable Council to replace property, plant and equipment.

Waikaremoana Sport Fish Habitat Enhancement Fund

The Waikaremoana Sport Fish Habitat Enhancement Trust was created in 1999. In 2000 the trust was wound up and the funds transferred to the Eastern Fish and Game Council under agreement that the Fish and Game Council undertakes to apply the settlement received for the sole purpose of promoting purposes and objectives as set out within the deed of transfer dated 27 June 2000. These funds are held on term investment with interest capitalising and annual expenses associated with the objectives of the trust withdrawn on maturity of the investment.

Non Resident Levy Reserve

The non resident levy reserve is for the purpose of management of fisheries popular with non resident anglers. The reserve was established with the introduction of the Non Resident Licence in 2014. A portion of the non resident licence fee is transferred to this reserve based on the number of non resident licence sales made within the financial year.

Income tax

The Council is a Public Benefit Entity and is exempt from the payment of Income tax in terms of the Income Tax Act 2007.

Budget figures

The Budget figures are derived from the Council budget that was approved at the Council meeting in November 2016.

Tier 2 PBE Accounting Standards applied

The Council has not applied any Tier 2 Accounting Standards in preparing its financial statements.

CHANGES IN ACCOUNTING POLICIES

There have been no changes in Accounting Policy.

EASTERN FISH AND GAME COUNCIL
NOTES TO THE PERFORMANCE REPORT
FOR THE YEAR ENDED 31 AUGUST 2017

Note 1 : ANALYSIS OF REVENUE	Actual 2017 \$	Budget 2017 \$	Actual 2016 \$
Licence sales			
Fish licence	1,143,943	1,158,370	1,157,586
Game licence	249,764	242,687	257,824
Total	1,393,707	1,401,057	1,415,410
Grants and donations			
Waikato Catchment Ecological Enhancement Trust	3,400	-	15,722
Donations received	195	-	261
New Zealand Fish & Game Council	-	-	1,000
The Royal Society of New Zealand	-	-	3,043
Environment Bay of Plenty	12,450	30,030	-
Total	16,045	30,030	20,026
Interest			
Waikaremoana interest	16,211	11,029	17,152
Other Interest	15,592	7,273	12,646
Total	31,803	18,302	29,798
Other revenue			
Sale of fish & product	82,644	78,500	76,899
Habitat grazing	6,147	5,500	6,147
Fishing competitions	4,656	4,500	4,464
Children's training	4,748	5,000	5,010
Reparation	3,174	4,000	3,913
Fines/Prosecutions	3,175	6,000	5,628
Contract work	61,787	60,840	150,313
Rentals - staff houses	18,007	21,020	20,404
Other Income categories	8,070	6,868	1,356
Gain on sale/disposal of assets	3,431	-	7,059
Gain on valuation of Forestry asset	-	-	32,000
Total	195,839	192,228	313,193

Note 2 : ANALYSIS OF EXPENSES

	Actual 2017 \$	Budget 2017 \$	Actual 2016 \$
Species management			
Population monitoring	28,306	35,100	24,705
Harvest assessment	2,108	2,150	1,777
Hatchery operations	72,475	66,150	73,581
Releases	435	500	-
Control	-	200	-
Total	103,324	104,100	100,063
Habitat protection & management			
Resource management	-	200	-
Works & management	32,682	49,748	16,540
Assisted habitat	5,233	9,400	19,218
Waikaremoana fund	14,469	76,000	19,001
Total	52,384	135,348	54,759
Angler & Hunter participation			
Access	6,039	7,000	5,100
Newsletters	11,725	13,000	13,522
Other publications	2,000	2,000	2,000
Training	748	1,350	838
Huts	1,403	1,450	1,533
Total	21,915	24,800	22,993
Public interface			
Communication	-	500	346
Public promotions	776	3,500	3,008
Visitor facilities	1,567	1,000	11,782
Total	2,343	5,000	15,136
Compliance			
Ranging	1,783	2,100	2,983
Ranger training	297	1,000	109
Compliance	2,340	5,500	4,138
Total	4,420	8,600	7,230
Licensing			
Licence production & distribution	678	800	816
Commission	58,272	70,053	59,597
Total	58,950	70,853	60,413

Note 2 : ANALYSIS OF EXPENSES continued.	Actual 2017 \$	Budget 2017 \$	Actual 2016 \$
Council			
Council meetings	8,843	10,000	8,748
Total	8,843	10,000	8,748
Planning & reporting			
Management/Strategic Planning	-	-	-
Reporting	1,370	1,500	1,550
Audit fee	8,185	7,900	7,900
National liaison	143	250	89
Total	9,698	9,650	9,539
Employee related costs			
Salaries and wages	874,207	870,880	885,231
KiwiSaver contributions	24,482	24,450	24,268
Fringe benefit tax	11,936	13,000	15,845
ACC levies	2,601	4,000	2,316
Staff training and other expenses	10,644	9,400	8,825
Total	923,870	921,730	936,485
Other expenses			
Houses, huts & rentals	18,065	6,220	10,451
Office premises	20,570	20,100	20,592
Office equipment	4,690	3,900	4,318
Communications	18,078	21,000	21,948
General	7,406	8,620	7,846
Field equipment	15,471	17,000	14,392
Vehicles	42,861	50,700	39,629
Loss on sale/disposal of assets	2,203	2,812	2,355
Total	129,344	130,352	121,531

Note 3 : ANALYSIS OF ASSETS AND LIABILITES


	Actual 2017 \$	Actual 2016 \$
Bank accounts and cash		
Current account balance	8,399	6,062
Savings account balance	115,062	105,443
Petty cash	200	200
Total	123,661	111,705
Debtors and prepayments		
Accounts receivable	62,626	88,619
GST receivable	10,411	9,355
Prepayments & accrued income	27,643	35,801
Total	100,680	133,775
Inventory		
Trout - Yearlings @ \$2.90	121,800	121,800
Trout - 2+ year olds @ \$5.80	18,560	18,560
Total	140,360	140,360
Investments		
<i>Current portion</i>		
Term Deposits	857,918	819,867
<i>Non- Current portion</i>		
Term Deposits	-	-
Total	857,918	819,867
Forestry Asset		
2.65 ha Douglas Fir - Aged 35 years, Paradise Valley Road	109,000	109,000
Total	109,000	109,000
Creditors and accrued expenses		
Trade and other payables	38,428	52,281
Gamebird Habitat Stamp levy	11,447	7,998
Accrued expenses	6,465	5,329
Income in advance	118,304	138,368
Total	174,644	203,976
Employee costs payable		
Accrued salaries and wages	34,714	29,108
Annual leave and time in lieu	74,908	76,373
PAYE owing	18,094	18,710
Total	127,716	124,191

Note 4 : PROPERTY PLANT & EQUIPMENT**2017**

Asset Class	Opening Carrying Amount	Purchases	Sales/ Disposals	Current Year Depreciation and Impairment	Closing Carrying Amount
Land	93,500	-	-	-	93,500
Buildings	449,075	9,333	-	26,120	432,288
Plant & Equipment	56,133	9,274	-	8,105	57,302
Vehicles	238,692	102,855	75,812	30,893	234,842
Office Equipment	6,823	10,677	-	4,124	13,376
Total	844,223	132,139	75,812	69,242	831,308

2016

Asset Class	Opening Carrying Amount	Purchases	Sales/ Disposals	Current Year Depreciation and Impairment	Closing Carrying Amount
Land	93,500	-	-	-	93,500
Buildings	474,728	-	-	25,653	449,075
Plant & Equipment	61,167	2,461	159	7,336	56,133
Vehicles	258,645	67,376	52,274	35,055	238,692
Office Equipment	9,843	2,588	-	5,608	6,823
Total	897,883	72,425	52,433	73,652	844,223



Note 5: EQUITY

	Actual 2017 \$	Actual 2016 \$
Accumulated Funds		
Balance as at 1 September	1,288,285	1,105,060
Surplus/(Deficit)	29,804	184,827
Waikaremoana fund Reserve Transfer	5,387	2,139
Asset Replacement Reserve Transfer	(8,205)	11,575
Non Resident Levy Reserve Transfer	(17,391)	(15,316)
Balance at 31 August	1,297,880	1,288,285
Waikaremoana Sportfish Habitat Enhancement Fund Reserve		
Balance as at 1 September	447,363	449,502
Interest received	16,211	17,152
Contract income received		-
Waikaremoana fund expenses	(21,598)	(19,291)
Net Surplus/Transfer	(5,387)	(2,139)
Balance at 31 August	441,976	447,363
Asset Replacement Reserve		
Balance as at 1 September	67,848	79,423
Transfer (to)/from Accumulated Funds	8,205	(11,575)
Balance at 31 August	76,053	67,848
Non Resident Levy Reserve		
Balance as at 1 September	27,267	11,951
Transfer (to)/from Accumulated Funds	17,391	15,316
Balance at 31 August	44,658	27,267
Total Equity as at 31 August	1,860,567	1,830,763

Note 6: COMMITMENTS & CONTINGENCIES

Commitment to:	Explanation and Timing	Actual	Actual
		2017	2016
		\$	\$
Office Tech Finance	Phone system lease (9 months remaining)	1,330	3,103
Smartpay NZ	Eftpos lease (3 months remaining)	98	490
		<u>1,428</u>	<u>3,593</u>

Contingent Liabilities and Guarantees

There are no contingent liabilities or guarantees as at balance date (Last Year - nil)

Note 7: OTHER

Goods or Services Provided to the Entity in Kind

Description	Amount
Honorary Ranging Activities	No charge
Councillors meetings	No charge

Note 8: RIGHT TO OCCUPY

The accommodation building at Waikaremoana is used under a Licence to Occupy for a period of 10 years (expiring on 31 December 2023) at no cost from the Department of Conservation. The total land area is approximately 400 m². No use of building cost has been accrued due to the immaterial value of the rental.

Likewise, the fish trap located at Te Wairoa and a hut (Wairua hut), Lake Tarawera are used under a Right to Occupy. There is no formal agreement for these two plots of land owned by the Department of Conservation. The land area for each is approximately 15m² and 200m² respectively – no cost has been accrued for the use of the property, in the accounts, due to the immateriality of the rental.

Eastern Fish and Game Council has access to 8 Wildlife Management Reserves within the Rotorua/BOP Department of Conservation Conservancy. ERFGC do not own this land but are required to maintain it for the use by the public and licence holders. Likewise, the Hardcastle and Rawhiti wetlands are managed by ERFGC for the public benefit and for the benefit of licence holders.

ERFGC has conservation covenants for angler access to Ohau Channel, Te Wairoa stream, and Wairua stream mouths, Lake Tarawera and other easements under the Land Act 1948 along the Waikato River.

Note 9: RELATED PARTY TRANSACTIONS

Related-party disclosures have not been made for transactions with related parties that are within a normal supplier of client/recipient relationship on terms and conditions no more or less favourable than those that it is reasonable to expect the Council would have adopted in dealing with the party at arm's length in the same circumstances.

Related-party transactions significant to the Council that require disclosure:

		2017 \$	2016 \$	2017 \$ Amount Outstanding	2016 \$ Amount Outstanding
Related Party	Description of the Transaction	Value	Value	Outstanding	Outstanding
New Zealand Fish & Game Council - received from	Contract services, contribution to Fish for Gold Promotion	5,937	15,155	3,081	2,845
New Zealand Fish & Game Council - paid to	Levies	223,257	183,051	-	-
Hawke's Bay Fish & Game Council - received from	Agreement for administrative support and operational services by Eastern Council to Hawke's	43,840	117,840	8,291	18,566
Hawke's Bay Fish & Game Council - paid to	Agreement for operational services by Hawke's Bay Council to Eastern Council	4,480	211	-	-

Eastern Fish and Game Council provides fish to the following fish and game Councils at cost;

Auckland Waikato Fish and Game Council
Hawke's Bay Fish and Game Council
Northland Fish and Game Council
Taranaki Fish and Game Council
Wellington Fish and Game Council

Note 10: EVENTS AFTER BALANCE DATE

There were no events that have occurred after the balance date that would have a material impact on the Performance Report. (Last Year Nil)



Note 11: ALLOCATION OF OVERHEADS TO OUTPUT AREAS FOR 2017

In the Statement of service performance, overheads are allocated across the 8 Output areas based on the hours worked within those Outputs over the year. Below is the calculation for distributing the overheads across the output area.

ACTUAL 2017	Actual	Actual	Allocation of	Total Costs
Output Area	Direct \$	Hours	Overheads	per Output
Species management	103,324	6,830	420,967	524,291
Habitat protection & management	52,384	3,310	204,012	256,396
Angler & hunter participation	21,915	1,787	110,141	132,056
Public interface	2,343	1,331	82,036	84,379
Compliance	4,420	1,328	81,851	86,271
Licensing	58,950	698	43,021	101,971
Council	8,843	676	41,665	50,508
Planning & reporting	9,698	1,076	66,321	76,019
Totals	261,877	17,036	1,050,014	1,311,891

Actual Overheads

Employee related costs	923,870
Depreciation	69,242
Other expenses	129,344
less Administrative Income	- 72,442
Total Overheads to Allocate	1,050,014

BUDGET 2017	Budget	Budget	Allocation of	Total Costs
Output Area	Direct \$	Hours	Overheads	per Output
Species management	104100	6,519	397,373	501,473
Habitat protection & management	135348	3,343	203,776	339,124
Angler & Hunter participation	24800	2,393	145,869	170,669
Public interface	5000	1,311	79,913	84,913
Compliance	8600	1,437	87,594	96,194
Licensing	70853	582	35,476	106,329
Council	10000	772	47,058	57,058
Planning & reporting	9650	978	59,615	69,265
Totals	368351	17,335	1,056,674	1,425,025

Budget Overheads

Employee related costs	921,730
Depreciation	70,202
Other Expenses	130,352
less Administrative Income	- 65,610
Total Overheads to Allocate	1,056,674



INDEPENDENT AUDITOR'S REPORT

**TO THE READERS OF EASTERN FISH AND GAME'S FINANCIAL STATEMENTS AND
STATEMENT OF SERVICE PERFORMANCE FOR THE YEAR ENDED 31 AUGUST 2017**

The Auditor-General is the auditor of Eastern Fish and Game Council (the Fish and Game Council). The Auditor-General has appointed me, Richard Owen, using the staff and resources of Owen McLeod & Co, to carry out the audit of the financial statements and statement of service performance of the Fish and Game Council on his behalf.

Opinion on the financial statements and the statement of service performance

We have audited:

- the financial statements of the Fish and Game Council on pages 36 to 51, that comprise the statement of financial position as at 31 August 2017, the statement of comprehensive income, statement of changes in equity and statement of cash flows for the year ended on that date and the notes to the financial statements that include accounting policies and other explanatory information; and
- the statement of service performance of the Fish and Game Council on pages 5 to 33.

In our opinion:

- the financial statements of the Fish and Game Council: on pages 36 to 51:
 - present fairly, in all material respects:
 - its financial position as at 31 August 2017; and
 - its financial performance and cash flows for the year then ended; and
 - comply with generally accepted accounting practice in New Zealand in accordance with Public Benefit Entity Simple Format Reporting – Accrual (Public Sector).
- the statement of service performance of the Fish and Game Council on pages 5 to 33:
 - presents fairly, in all material respects, the Fish and Game Council's performance for the year ended 31 August 2017, including for each class of reportable outputs:
 - its standards of performance achieved as compared with the forecasts included in the description of the annual operating work plan/business plan for the financial year; and
 - its actual revenue and expenses as compared with the forecasts included in the description of the annual operating work plan/business plan for the financial year; and
 - complies with generally accepted accounting practice in New Zealand.

Our audit was completed on 22 November 2017. This is the date at which our opinion is expressed.

91 Clarence Street Hamilton 3204
PO Box 389 Hamilton 3240

Telephone 07 839 1235
Facsimile 07 839 1237

Freephone 0800 269 139

enquiries@owenmcleod.co.nz
www.owenmcleod.co.nz



The basis for our opinion is explained below. In addition, we outline the responsibilities of the Council and our responsibilities relating to the financial statements and the statement of service performance, we comment on other information, and we explain our independence.

Basis for opinion

We carried out our audit in accordance with the Auditor-General's Auditing Standards, which incorporate the Professional and Ethical Standards and the International Standards on Auditing (New Zealand) issued by the New Zealand Auditing and Assurance Standards Board. Our responsibilities under those standards are further described in the Responsibilities of the auditor section of our report.

We have fulfilled our responsibilities in accordance with the Auditor-General's Auditing Standards.

We believe that the audit evidence we have obtained is sufficient and appropriate to provide a basis for our opinion.

Responsibilities of the Council for the financial statements and the statement of service performance

The Council is responsible on behalf of the Fish and Game Council for preparing financial statements and a statement of service performance that are fairly presented and comply with generally accepted accounting practice in New Zealand.

The Council is responsible for such internal control as it determines is necessary to enable it to prepare financial statements and a statement of service performance that are free from material misstatement, whether due to fraud or error.

In preparing the financial statements and the statement of service performance, the Council is responsible on behalf of the Fish and Game Council for assessing the Fish and Game Council's ability to continue as a going concern. The Council is also responsible for disclosing, as applicable, matters related to going concern and using the going concern basis of accounting, unless there is an intention to merge or to terminate the activities of the Fish and Game Council, or there is no realistic alternative but to do so.

The Council's responsibilities arise from the Public Finance Act 1989, the Crown Entities Act 2004, and the Conservation Act 1987.

Responsibilities of the auditor for the audit of the financial statements and the statement of service performance

Our objectives are to obtain reasonable assurance about whether the financial statements and the statement of service performance, as a whole, are free from material misstatement, whether due to fraud or error, and to issue an auditor's report that includes our opinion.

Reasonable assurance is a high level of assurance, but is not a guarantee that an audit carried out in accordance with the Auditor-General's Auditing Standards will always detect a material misstatement when it exists. Misstatements are differences or omissions of amounts or disclosures, and can arise from fraud or error. Misstatements are considered material if, individually or in the aggregate, they could reasonably be expected to influence the decisions of readers taken on the basis of these financial statements and the statement of service performance.

For the budget information reported in the financial statements and the statement of service performance, our procedures were limited to checking that the information agreed to the Fish and Game Council's description of the annual operating work plan/business plan.

We did not evaluate the security and controls over the electronic publication of the financial statements and the statement of service performance.

As part of an audit in accordance with the Auditor-General's Auditing Standards, we exercise professional judgement and maintain professional scepticism throughout the audit. Also:

- We identify and assess the risks of material misstatement of the financial statements and the statement of service performance, whether due to fraud or error, design and perform audit procedures responsive to those risks, and obtain audit evidence that is sufficient and appropriate to provide a basis for our opinion. The risk of not detecting a material misstatement resulting from fraud is higher than for one resulting from error, as fraud may involve collusion, forgery, intentional omissions, misrepresentations, or the override of internal control.
- We obtain an understanding of internal control relevant to the audit in order to design audit procedures that are appropriate in the circumstances, but not for the purpose of expressing an opinion on the effectiveness of the Fish and Game Council's internal control.
- We evaluate the appropriateness of accounting policies used and the reasonableness of accounting estimates and related disclosures made by the Council.
- We evaluate the appropriateness of the reported performance information within the Fish and Game Council's framework for reporting performance.
- We conclude on the appropriateness of the use of the going concern basis of accounting by the Council and, based on the audit evidence obtained, whether a material uncertainty exists related to events or conditions that may cast significant doubt on the Fish and Game Council's ability to continue as a going concern. If we conclude that a material uncertainty exists, we are required to draw attention in our auditor's report to the related disclosures in the financial statements and the statement of service performance or, if such disclosures are inadequate, to modify our opinion. Our conclusions are based on the audit evidence obtained up to the date of our auditor's report. However, future events or conditions may cause the Fish and Game Council to cease to continue as a going concern.
- We evaluate the overall presentation, structure and content of the financial statements and the statement of service performance, including the disclosures, and whether the financial statements and the statement of service performance represent the underlying transactions and events in a manner that achieves fair presentation.

We communicate with the Council regarding, among other matters, the planned scope and timing of the audit and significant audit findings, including any significant deficiencies in internal control that we identify during our audit.

Our responsibilities arise from the Public Audit Act 2001.

Other Information

The Council is responsible for the other information. The other information comprises the information included on the pages before page 5, but does not include the financial statements and the statement of service performance, and our auditor's report thereon.

Our opinion on the financial statements and the statement of service performance does not cover the other information and we do not express any form of audit opinion or assurance conclusion thereon.

In connection with our audit of the financial statements and the statement of service performance, our responsibility is to read the other information. In doing so, we consider whether the other information is materially inconsistent with the financial statements and the statement of service performance or our knowledge obtained in the audit, or otherwise appears to be materially misstated. If, based on our work, we conclude that there is a material misstatement of this other information, we are required to report that fact. We have nothing to report in this regard.

Independence

We are independent of the Fish and Game Council in accordance with the independence requirements of the Auditor-General's Auditing Standards, which incorporate the independence requirements of the Professional and Ethical Standard 1 (Revised): *Code of Ethics for Assurance Practitioners* issued by the New Zealand Auditing and Assurance Standards Board.

Other than the audit, we have no relationship with, or interests in, the Fish and Game Council.



Richard Owen
Owen McLeod & Co
On behalf of the Auditor-General
Hamilton, New Zealand

