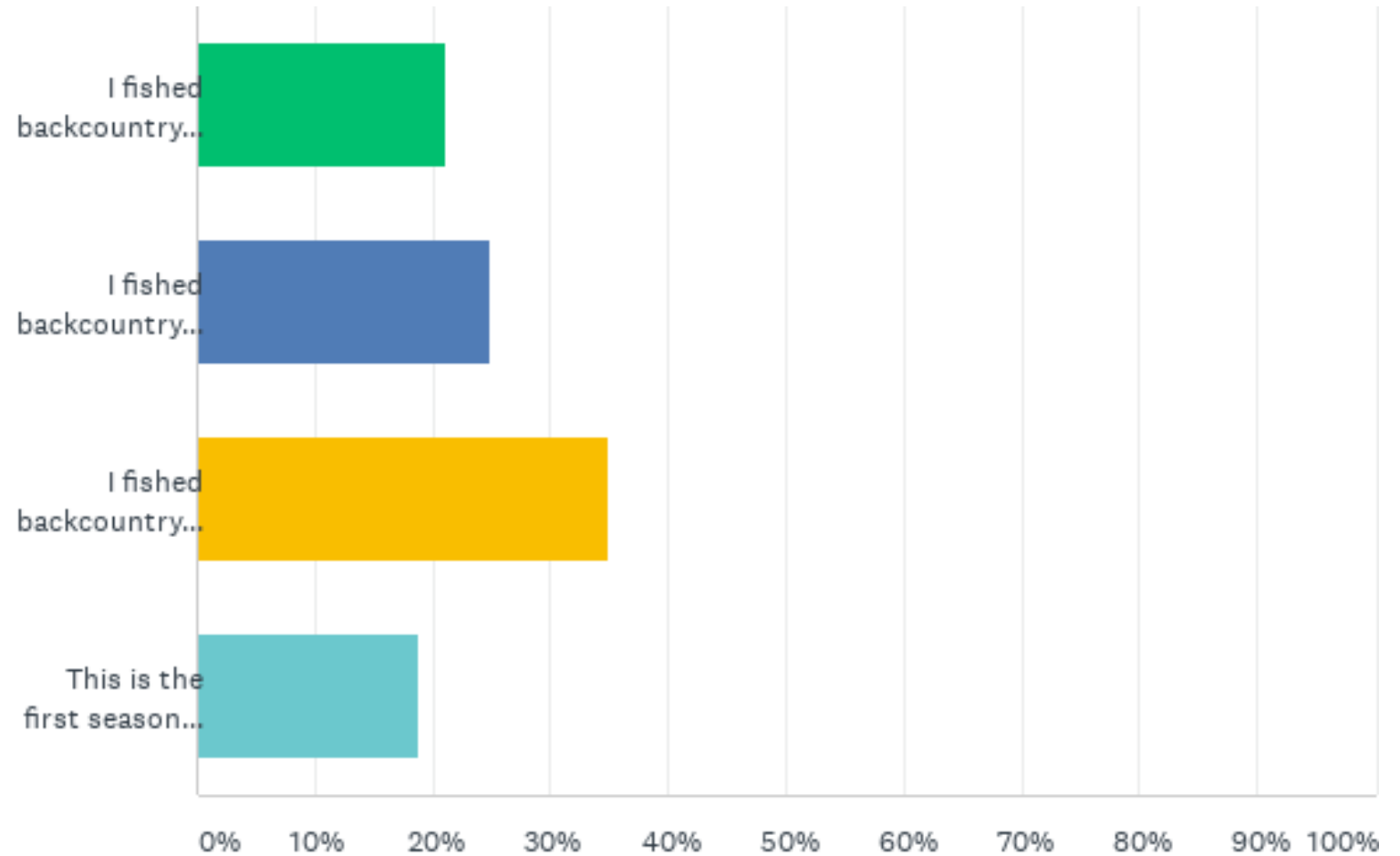


Results of the 2021 Fish & Game backcountry fishery surveys

- Attached are slides for your information summarising the results of Fish & Game's back country survey. This was a national survey of all anglers who held a back country fishery endorsement. The questions were aimed at the angler's perception of any difference in the angling experience due to the lack of non-resident anglers.
- Of the total pool of back country anglers, 14% considered the North Canterbury Region to be their main back country fishery.

Q15: Which of the following best describes your fishing effort for backcountry fisheries this season?

• Answered: 576



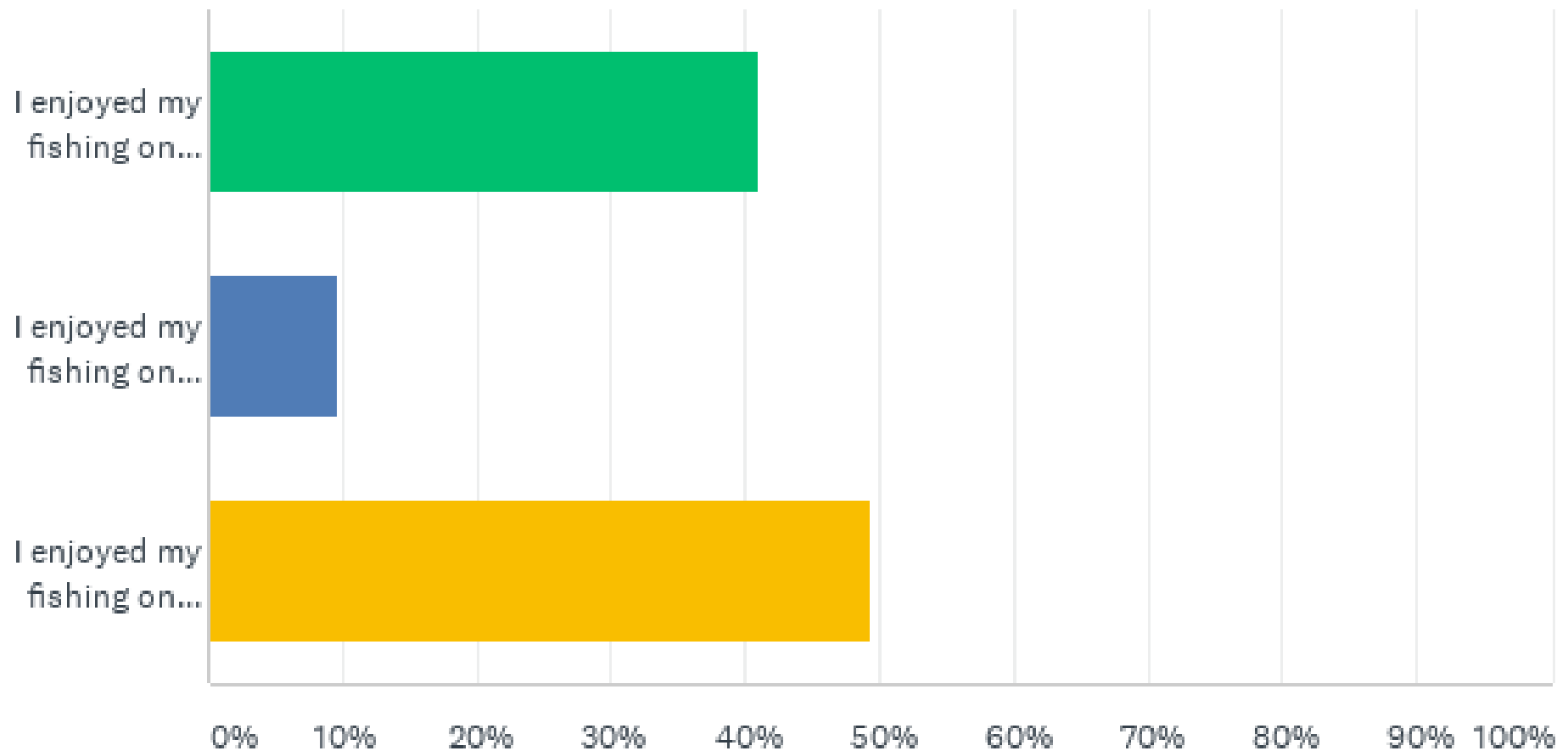
Q15: Which of the following best describes your fishing effort for backcountry fisheries this season?

- Answered: 576 Skipped: 357

ANSWER CHOICES	RESPONSES	
I fished backcountry fisheries MORE this season compared to previous seasons	21.18%	122
I fished backcountry fisheries LESS this season compared to previous seasons	25.00%	144
I fished backcountry fisheries ABOUT THE SAME number of times this season compared to previous seasons	34.90%	201
This is the first season I have fished any designated backcountry fisheries	18.92%	109
TOTAL		576

Q18: Which of the following best describes your overall satisfaction with your fishing experience(s) on backcountry fisheries this season?

• Answered: 439 Skipped: 494



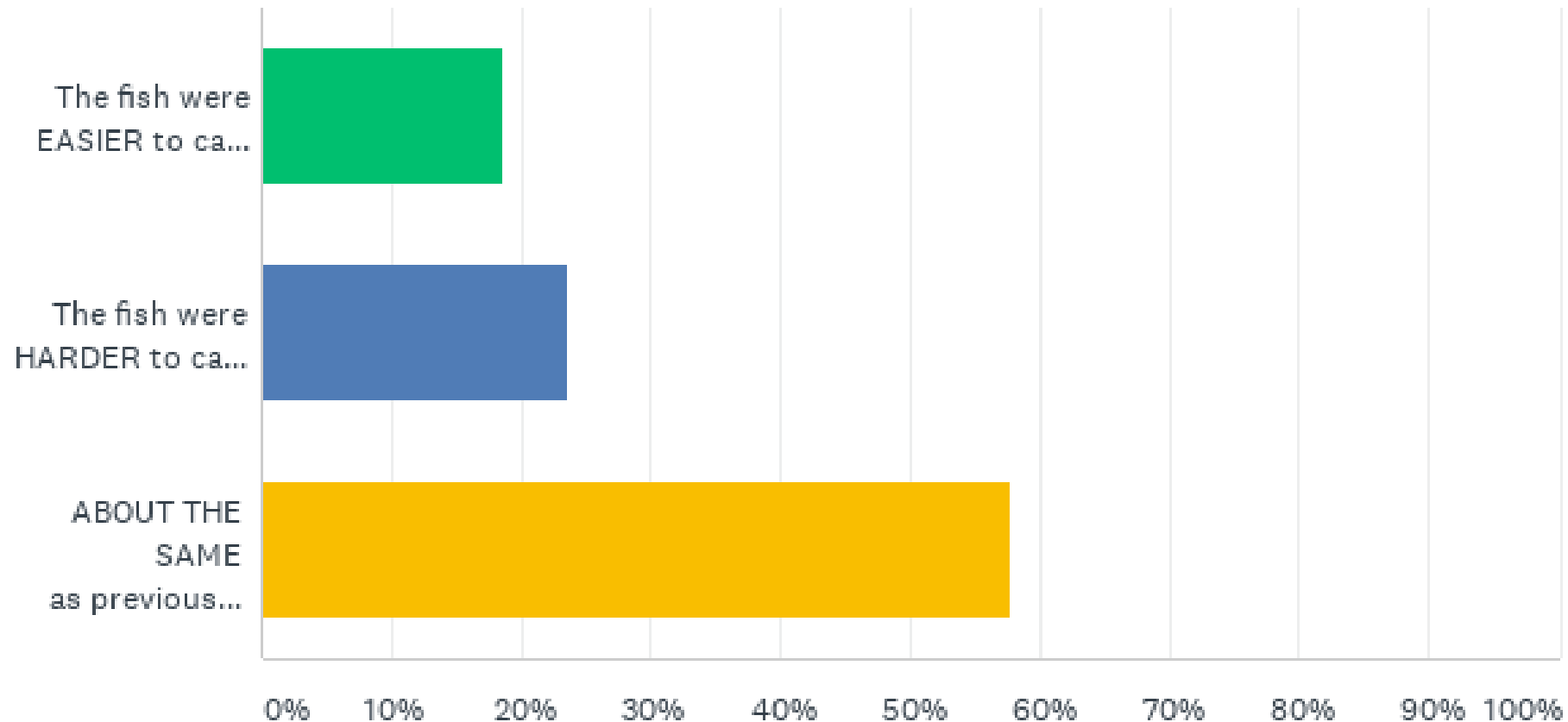
Q18: Which of the following best describes your overall satisfaction with your fishing experience(s) on backcountry fisheries this season?

• Answered: 439 Skipped: 494

ANSWER CHOICES	RESPONSES	
I enjoyed my fishing on backcountry rivers MORE this season	41.00%	180
I enjoyed my fishing on backcountry rivers LESS this season	9.57%	42
I enjoyed my fishing on backcountry rivers ABOUT THE SAME as previous seasons	49.43%	217
TOTAL		439

Q21: In general, how would you describe the catchability of fish on backcountry rivers you fished this season?

• Answered: 418 Skipped: 515



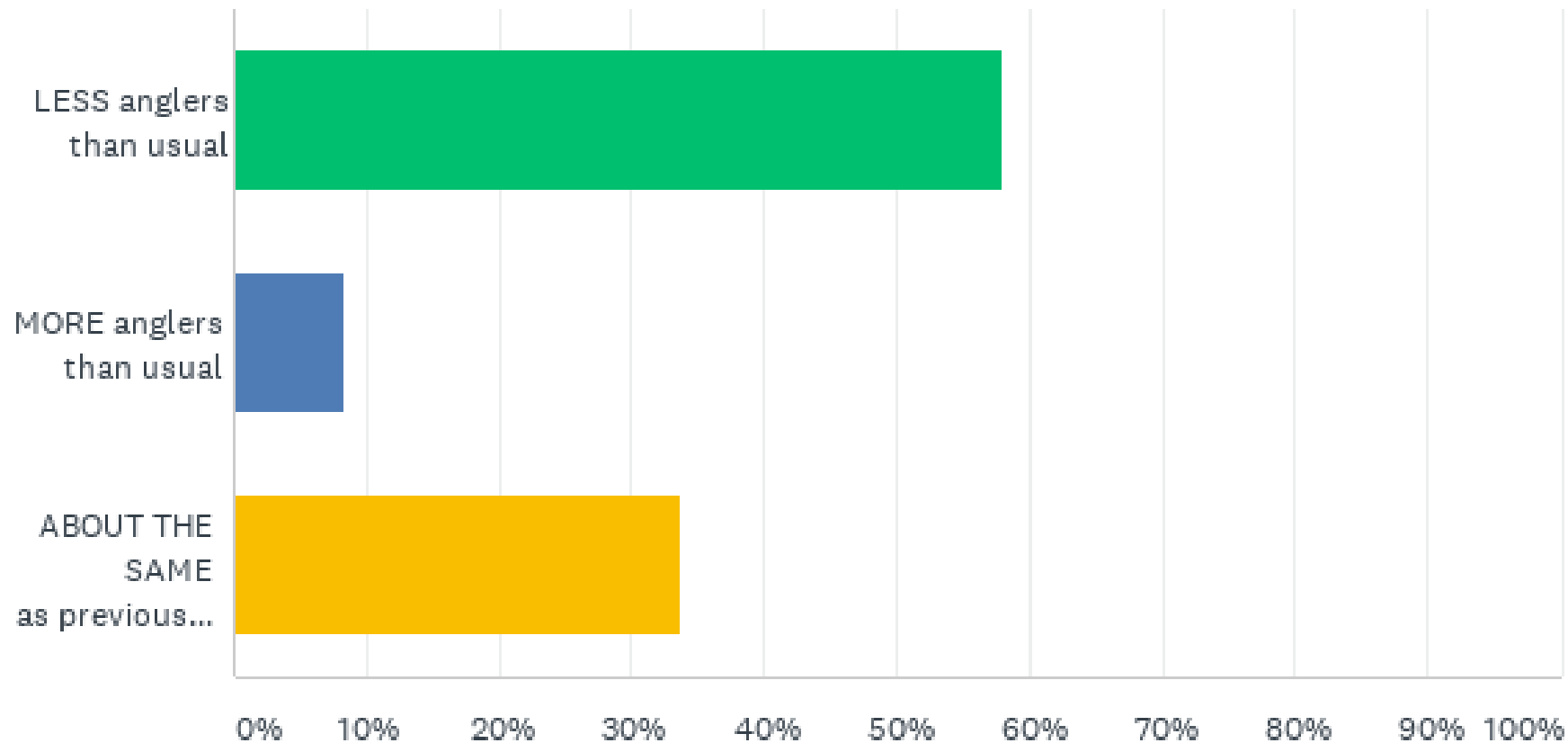
Q21: In general, how would you describe the catchability of fish on backcountry rivers you fished this season?

- Answered: 418 Skipped: 515

ANSWER CHOICES	RESPONSES	
The fish were EASIER to catch this season	18.66%	78
The fish were HARDER to catch this season	23.68%	99
ABOUT THE SAME as previous seasons	57.66%	241
TOTAL		418

Q22: In general, how many other anglers did you encounter when fishing on backcountry rivers this season?

- Answered: 407 Skipped: 526



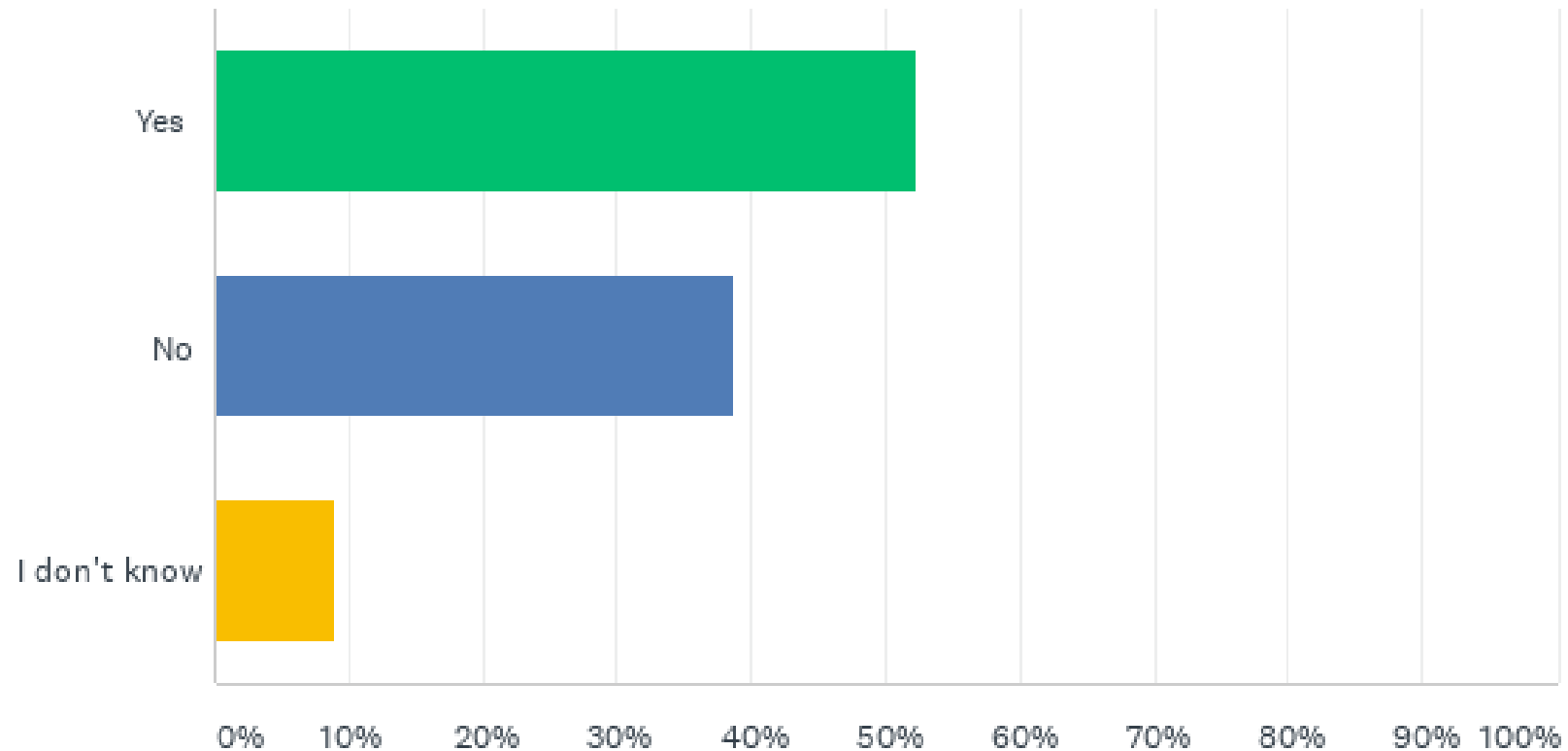
Q22: In general, how many other anglers did you encounter when fishing on backcountry rivers this season?

- Answered: 407 Skipped: 526

ANSWER CHOICES	RESPONSES	
LESS anglers than usual	57.99%	236
MORE anglers than usual	8.35%	34
ABOUT THE SAME as previous seasons	33.66%	137
TOTAL		407

Q23: Do you feel the absence of tourist anglers due to COVID-19 border closures influenced how you chose to fish this season? For example where, when, or how often you chose to fish?

• Answered: 530 Skipped: 403



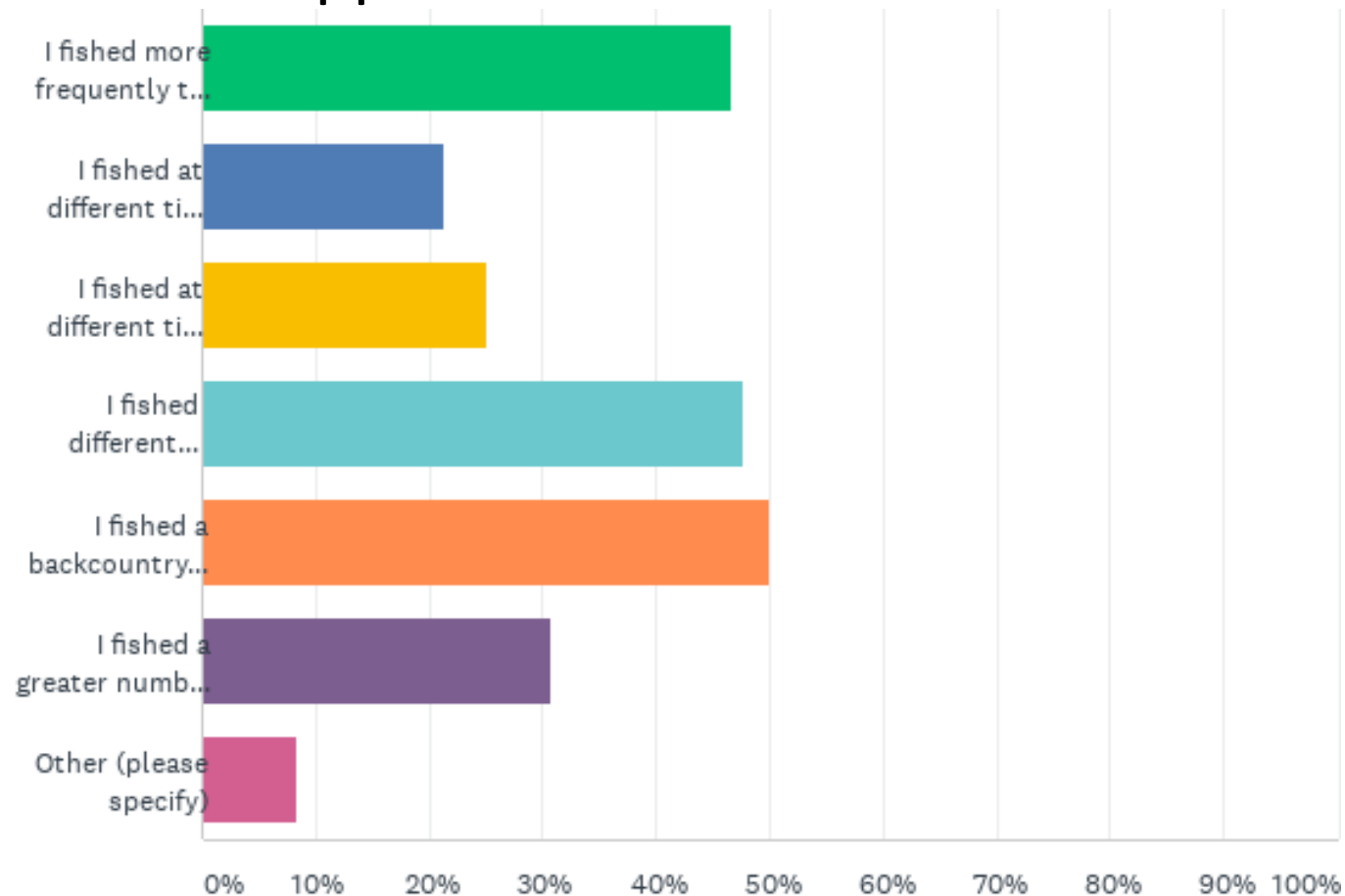
Q23: Do you feel the absence of tourist anglers due to COVID-19 border closures influenced how you chose to fish this season? For example where, when, or how often you chose to fish?

- Answered: 530 Skipped: 403

ANSWER CHOICES	RESPONSES	
Yes	52.26%	277
No	38.68%	205
I don't know	9.06%	48
TOTAL		530

Q24: How did the absence of tourist anglers influence your fishing? Please select all that apply

- Answered: 266 Skipped: 667



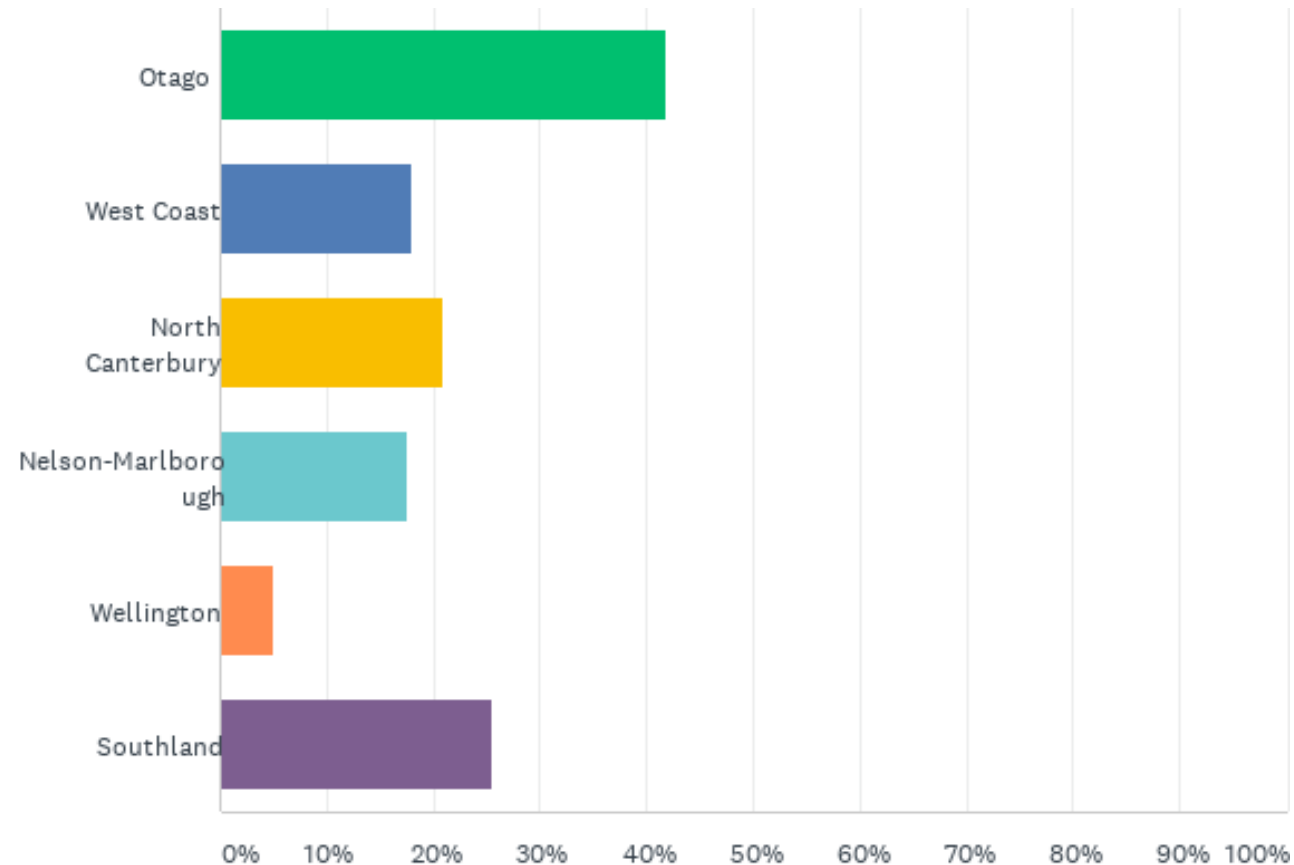
Q24: How did the absence of tourist anglers influence your fishing? Please select all that apply

- Answered: 266 Skipped: 667

ANSWER CHOICES	RESPONSES	
I fished more frequently than I would have otherwise	46.62%	124
I fished at different times of the day than I would have otherwise	21.43%	57
I fished at different times of the season than I would have otherwise	25.19%	67
I fished different beats/reaches on some rivers than I would have otherwise	47.74%	127
I fished a backcountry river(s) that I would not have otherwise	50.00%	133
I fished a greater number of different backcountry fisheries than I would have otherwise	30.83%	82
Other (please specify)	8.27%	22
Total Respondents: 266		

Q26: Did you fish designated backcountry rivers in any other regions? Please select all that apply

- Answered: 402 Skipped: 531



Q26: Did you fish designated backcountry rivers in any other regions? Please select all that apply

- Answered: 402 Skipped: 531

ANSWER CHOICES	RESPONSES	
Otago	41.79%	168
West Coast	17.91%	72
North Canterbury	20.90%	84
Nelson-Marlborough	17.66%	71
Wellington	4.98%	20
Southland	25.62%	103
Total Respondents: 402		