



Report of

OTAGO FISH AND GAME COUNCIL

**For the year ending
31 August 2016**

Presented to the House of Representatives pursuant to the Conservation Act 1987

24 November 2016

The Hon. Maggie Barry
Minister of Conservation
Parliament Buildings
Wellington

Dear Minister

I have the honour to submit, pursuant to Section 26X of the Conservation Act 1987 and Section 44A of the Public Finance Act 1989, the Annual Report and Financial Statements of the Otago Fish and Game Council for the year ending 31 August 2016.

Yours faithfully

A handwritten signature in black ink, appearing to read 'Monty Wright', written in a cursive style.

Monty Wright
Chairperson
Otago Fish and Game Council

CONTENTS

Chairperson’s Report	ii
Council and Staff	v
Audit Report	1
Statement of Responsibility	3
Statement of Comprehensive Revenue and Expense	4
Statement of Financial Position	5
Statement of Changes in Equity	6
Statement of Cash Flows	7
Notes to the Financial Statements	8
Statement of Objectives and Service Performance	26

MISSION

“ To manage, maintain and enhance the sports fish and game bird resources of Otago in the recreational interests of anglers and hunters.”

CHAIRPERSON'S REPORT

Monty Wright

It gives me great pleasure to report to you on the financial year to 31 August 2016. Fishing and hunting licence sales in Otago held up well in the 2015/16 financial year despite the introduction of the new range of fishing licences. The new licences have proven popular with equal numbers of anglers choosing to buy the 'loyal senior' and 'local area' whole season licence categories. The reduced price day licences also sold well. Even though some categories were discounted on the previous year revenue was about the same. Game sales increased slightly as well.

The Council's end of year position was a \$81,578 surplus by comparison with a surplus of \$20,424 in the previous year. Our total income for the year was \$2,251,435, slightly up on last year (\$2,107,630) and we paid levies of \$850,957 to New Zealand Fish and Game (down from \$894,033 the previous year) for national level activities such as advocacy, co-ordination, and research, and for the support of fish and game management in regions.

Last year I noted that one of the benefits of paying levies is the pool funding available to enable regional Fish and Game Councils to participate in the RMA planning processes – resource consent applications, plan changes and water conservation order applications. This activity is essential if freshwater habitats on which trout salmon and game birds depend are to be protected and enhanced.

We had another busy year from a habitat protection point of view with some notable achievements namely:

- **Lindis Minimum Flow** - Following formal hearings in March 2016 the Otago Regional Council set a minimum flow in the Lindis of 900 litres/second during summer. This should provide a continuous flowing river where previously there has been dry gravel with a meaningful connection to the Clutha. The minimum flow is not quite 50% of the mean annual low flow (or MALF) so this represents a hefty compromise on the environmental side but the river flow will be restored.
- **Takitakitoa**- Earthworks at Takitakitoa wetland were completed over the summer and several mai mais were established in time for the Game Season. The impoundment filled over winter and the first phase of replanting native plants has been undertaken. It is very pleasing to see this project finally come to fruition and I look forward to watching the wetland develop over time.
- **6A Implementation** – Otago Regional Council has various programmes underway to support implementation of plan changes that set water quality standards for Otago. This phase is going to be critically important if Otago's waterways are to continue to support healthy productive ecosystems and remain suitable for outdoor recreation.
- **Waiwera Minimum Flow** - Otago Regional Council's (ORC) decision on Water Plan Change 3C (Waiwera catchment minimum flow) was appealed been appealed to the Environment Court but the matter was settled through mediation at 280 litres/second or 90% of the mean annual low flow (or MALF) .

Some other important issues are being addressed but progress is slow or outcomes are less certain. These include

- **Contact Energy** – Staff have had a series of meetings with Contact over the slow progress with Lower Clutha mitigation activities, especially those relating to salmon. Hydro dams on the Clutha have major ongoing impacts on the river system and on fisheries values, and the company's economic benefit from their operation must be matched by tangible impact mitigation, especially with regard to restoration of sea run salmon numbers.
- **Hukarere Station Tenure Review** – Tenure review is a rationalisation of the Crown's and private interests in Crown Pastoral lease lands such as Hukarere Station in West Otago. Both sides of the equation should be accommodated to a reasonable extent.

The property is adjacent to 12 kilometres of the regionally important Pomahaka River trout fishery. Disappointingly Land Information New Zealand has shown little regard for anglers access throughout the tenure review process because it accords public access a low priority in its decision-making. This will limit as of right public access to the river which could have been improved without impacting on farming.

- **Hunter Valley Station** – Along with other agencies and stakeholders Otago Fish and Game has been involved in meetings with representatives of the owners of Hunter Valley Station over an application by a non resident to purchase the property. That triggers an Overseas Investment Office process to look at public interest values including public access. Nothing has been resolved to date but meetings have been characterised by goodwill on all sides.

We continue to maintain good working relationships with allies and other agencies - Clutha Fisheries Trust, DOC, Ngai Tahu and conservation and recreation NGOs. We also put considerable effort into relationships with Otago Regional Council, Federated Farmers and a number of landholder groups within Otago. These relationships are important given the significant water issues coming up in the immediate future concerning water quality and water quantity in Otago's rivers and streams – minimum flow setting; the transition from mining privileges and 6A implementation (mentioned above).

Late in the year our Environment Officer Peter Wilson resigned to take up a senior position with Wellington Fish and Game Council. We are sorry to lose Peter but it is pleasing to see him advance and remain within Fish and Game. The vacancy was recently advertised.

We held our triennial election in October 2015 and had 16 candidates for the available 12 councillor positions. Thanks to all those who stood as candidates and to those who voted. Thanks also to councillors Ray Grubb and Colin Aldridge who chose not to stand for a further term. I thank them for their contribution, especially in guiding the Sports Fish and Game Plan for Otago to completion. And welcome to Colin Weatherall and Rick Boyd who were elected in their places.

I would like to thank staff, councillors, our New Zealand Council appointee Dr John Jillett and our scientific advisor Donald Scott for their work over the year. Honorary rangers and licence agents again deserve thanks as well.

Again, special thanks go to Otago farmers who allow anglers and hunters access across their land to fish and hunt. Their generosity greatly enhances recreational opportunities for anglers and hunter.

COUNCILLOR MEETING ATTENDANCE
(6 Council Meetings Held)
1 September 2015 to 31 August 2016

Barlow, John	5	
Boyd, Rick	5	Elected during year
Cole, Ian	4	Leave of absence
Hammond, Allan	2	
Dr Jillett, John	5	
McIntyre, Adrian	6	
Rae, Dan	4	Leave of absence
Dr Turner, Mike	3	Leave of absence
Whyte, Vicky	5	
Witherow, David	6	
Wright, Monty	6	
Weatherall, Colin	3	Elected during year
Murray Neilson	5	

STAFF

Chief Executive
Administration Officer
Operations Manager
Fish and Game Officer
Fish & Game Officer
Fish & Game Officer
Fish and Game Officer
Fish and Game Officer
Environmental Officer

Niall Watson, BSc, MRRP.
Sharon Milne, NZCS, NZCM
Ian Hadland, BCom
Paul van Klink BSc
Cliff Halford,
Morgan Trotter BSc, PG Dip.Env.Sc, MSc.
Steve Dixon, Cert. Env. Mgmt
Helen Keeling BSc, PG Dip.Env.Sc.
Peter Wilson, BSc, MPlan

NZ Council Appointee

Dr John Jillett

Co-opted Council Members

Murray Neilson

Scientific Advisor

Dr Donald Scott



Tel: +64 3 218 2959
Toll Free: 0800 182 959
Fax: +64 3 218 2092
invercargill@bdo.co.nz
www.bdo.co.nz

BDO INVERCARGILL
136 Spey Street,
Invercargill 9810.
PO Box 1206,
Invercargill 9840, New Zealand

INDEPENDENT AUDITOR'S REPORT

TO THE READERS OF OTAGO FISH AND GAME COUNCIL'S FINANCIAL STATEMENTS AND STATEMENT OF PERFORMANCE FOR THE YEAR ENDED 31 AUGUST 2016

The Auditor-General is the auditor of Otago Fish and Game Council (the Fish and Game Council). The Auditor-General has appointed me, Gregory Nicol Thomas, using the staff and resources of BDO Invercargill, to carry out the audit of the financial statements and statement of performance of the Fish and Game Council on her behalf.

Opinion on the financial statements and the statement of performance


We have audited:

- the financial statements of the Fish and Game Council on pages 4 to 25, that comprise the statement of financial position as at 31 August 2016, the statement of comprehensive revenue and expense, statement of changes in equity and statement of cash flows for the year ended on that date and the notes to the financial statements that include accounting policies and other explanatory information; and
- the statement of performance of the Fish and Game Council on pages 26 to 52.

In our opinion:

- the financial statements of the Fish and Game Council:
 - present fairly, in all material respects:
 - its financial position as at 31 August 2016; and
 - its financial performance and cash flows for the year then ended; and
 - comply with generally accepted accounting practice in New Zealand and have been prepared in accordance with Public Benefit Entity Standards with reduced disclosure requirements.
- the statement of performance of the Fish and Game Council:
 - presents fairly, in all material respects, the Fish and Game Council's performance for the year ended 31 August 2016, including for each class of reportable outputs:
 - its standards of performance achieved compared with the forecast included in the annual operating plan and budget for the financial year;
 - its actual revenue and output expenses compared with the forecasts included in the annual operating plan and budget for the financial year; and
 - complies with generally accepted accounting practice in New Zealand.

Our audit was completed on 24 November 2016. This is the date at which our opinion is expressed.





Tel: +64 3 218 2959
Toll Free: 0800 182 959
Fax: +64 3 218 2092
invercargill@bdo.co.nz
www.bdo.co.nz

BDO INVERCARGILL
136 Spey Street,
Invercargill 9810.
PO Box 1206,
Invercargill 9840, New Zealand

The basis of our opinion is explained below. In addition, we outline the responsibilities of the Council and our responsibilities, and explain our independence.

Basis of opinion

We carried out our audit in accordance with the Auditor-General's Auditing Standards, which incorporate the International Standards on Auditing (New Zealand). Those standards require that we comply with ethical requirements and plan and carry out our audit to obtain reasonable assurance about whether the financial statements and the statement of performance are free from material misstatement.

Material misstatements are differences or omissions of amounts and disclosures that, in our judgement, are likely to influence readers' overall understanding of the financial statements and the statement of performance. If we had found material misstatements that were not corrected, we would have referred to them in our opinion.


An audit involves carrying out procedures to obtain audit evidence about the amounts and disclosures in the financial statements and in the statement of performance. The procedures selected depend on our judgement, including our assessment of risks of material misstatement of the financial statements and the statement of performance, whether due to fraud or error. In making those risk assessments, we consider internal control relevant to the preparation of the Fish and Game Council's financial statements and statement of performance in order to design audit procedures that are appropriate in the circumstances but not for the purpose of expressing an opinion on the effectiveness of the Fish and Game Council's internal control.

An audit also involves evaluating:

- the appropriateness of accounting policies used and whether they have been consistently applied;
- the reasonableness of the significant accounting estimates and judgements made by the Council;
- the appropriateness of the reported performance information within the Fish and Game Council's framework for reporting performance;
- the adequacy of the disclosures in the financial statements and in the statement of performance; and
- the overall presentation of the financial statements and the statement of performance.

We did not examine every transaction, nor do we guarantee complete accuracy of the financial statements and the statement of performance. Also, we did not evaluate the security and controls over the electronic publication of the financial statements and the statement of performance.

We believe we have obtained sufficient and appropriate audit evidence to provide a basis for our audit opinion.





Tel: +64 3 218 2959
Toll Free: 0800 182 959
Fax: +64 3 218 2092
invercargill@bdo.co.nz
www.bdo.co.nz

BDO INVERCARGILL
136 Spey Street,
Invercargill 9810.
PO Box 1206,
Invercargill 9840, New Zealand

Responsibilities of the Council

The Council is responsible for preparing financial statements and a statement of performance for the Fish and Game Council that:

- comply with general accepted accounting practice in New Zealand and Public Benefit Entity Standards with reduced disclosure requirements;
- present fairly the Fish and Game Council's financial position, financial performance and cash flows; and
- present fairly the Fish and Game Council's performance and outcomes.

The Council's responsibilities arise from the Public Finance Act 1989, the Crown Entities Act 2004, and the Conservation Act 1987.

The Council is responsible for such internal control as it determines is necessary to enable the preparation of financial statements and a statement of performance that are free from material misstatement, whether due to fraud or error. The Council is also responsible for the publication of the financial statements and statement of performance, whether in printed or electronic form.


Responsibilities of the Auditor

We are responsible for expressing an independent opinion on the financial statements and statement of performance and reporting that opinion to you based on our audit. Our responsibility arises from the Public Audit Act 2001.


Independence

When carrying out the audit, we followed the independence requirements of the Auditor-General, which incorporate the independence requirements of the External Reporting Board.

Other than the audit, we have no relationship with or interests in the Fish and Game Council.



Gregory Nicol Thomas
BDO Invercargill
On behalf of the Auditor-General
Invercargill, New Zealand



Otago Fish and Game Council
Statement of Responsibility

For the year ended
31 August 2016

The Council and Management of the Otago Fish and Game Council accept responsibility for the accuracy of any judgements used in the preparation of the following financial statements and statements of performance.

We are responsible for the end-of year performance information provided by Otago Fish and Game Council under section 19A of the Public Finance Act 1989.

We have the responsibility for establishing and maintaining a system of internal control designed to provide reasonable assurances as to the integrity and reliability of financial reporting.

In our opinion, these financial statements and statement of performance fairly reflects the financial position and operations of Otago Fish and Game Council for the year ended 31 August 2016.

Signed on behalf of the Council



Council Chairman



Chief Executive

24 November 2016

Otago Fish and Game Council
Statement of Comprehensive Revenue and Expense
For the year ended
31 August 2016

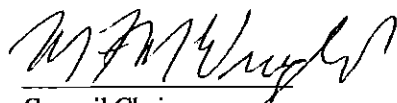
	Note	Actual 2016 \$	Budget 2016 \$	Actual 2015 \$
REVENUE				
Fish and Game Licence Sales/Levies	2	2,024,874	1,896,622	1,951,577
Grants and Donations	3	47,726	-	51,258
Interest	4	43,979	35,150	45,387
Other Revenue	5	134,856	49,300	59,408
Total Revenue		2,251,435	1,981,072	2,107,630
EXPENSES				
Species Management	6	20,860	28,000	30,670
Habitat Protection & Management	6	106,287	8,000	53,669
Angler & Hunter Participation	6	51,487	30,000	33,300
Public Interface	6	663	7,500	6,778
Compliance	6	17,321	11,000	4,561
Licensing	6	86,184	500	95,376
Council	6	14,950	12,000	9,706
Planning & Reporting	6	17,531	12,000	14,786
Personnel Costs	7	732,576	699,717	687,320
Depreciation	13	88,146	-	77,866
Other Expenses	8	182,895	201,402	179,141
Total Expenditure		1,318,900	1,010,119	1,193,173
Surplus/(deficit)		932,535	970,953	914,457
Other Expenses				
Levies to NZFGC		850,957	850,957	894,033
Total comprehensive revenue and expense		81,578	119,996	20,424


The above statement of Comprehensive Revenue and Expense should be read in conjunction with the accompanying notes.

Otago Fish and Game Council
Statement of Financial Position
As at
31 August 2016

	Note	Actual 2016 \$	Budget 2016 \$	Actual 2015 \$
ASSETS				
Current Assets				
Cash & cash equivalents	9	404,610	396,862	302,031
Receivables	10	150,202	163,495	163,495
Investments	11	783,436	752,791	752,791
Inventories	12	11,004	10,511	10,511
Funds held in trust	14	76,110	73,846	-
Other current assets		5,431	1,729	1,729
Total Current Assets		1,430,793	1,399,234	1,230,557
Non-Current Assets				
Investments	11	-	-	-
Property, plant & equipment	13	1,470,514	1,475,587	1,500,752
Funds held in trust	14	-	-	73,846
Total Non-Current Assets		1,470,514	1,475,587	1,574,598
TOTAL ASSETS		2,901,307	2,874,821	2,805,155
LIABILITIES				
Current Liabilities				
Payables	15	294,294	265,357	265,357
Employee entitlements	16	48,315	62,678	62,678
Total Current Liabilities		342,609	328,035	328,035
TOTAL LIABILITIES		342,609	328,035	328,035
NET ASSETS		2,558,698	2,546,786	2,477,120
EQUITY	17	2,558,698	2,546,786	2,477,120

For and on behalf of the Council, who authorise the issue of these financial statements on 24 November 2016:


Council Chairperson
24 November 2016


Chief Executive
24 November 2016

The above statement of financial position should be read in conjunction with the accompanying notes.

Otago Fish and Game Council
Statement of Changes in Equity
For the year ended
31 August 2016

	Note	Actual 2016 \$	Actual 2015 \$
Accumulated Funds			
Balance as at 1 September		2,477,120	2,456,696
Total comprehensive revenue and expense for the year		81,578	20,424
Balance at 31 August	17	2,558,698	2,477,120

The above statement of Changes in Equity should be read in conjunction with the accompanying notes.

Otago Fish and Game Council
Statement of Cash Flows
For the year ended
31 August 2016

	Actual 2016 \$	Budget 2016 \$	Actual 2015 \$
CASH FLOWS FROM OPERATING ACTIVITIES			
Cash was received from:			
Licence sales	2,000,312	1,896,622	1,928,813
Grants, donations and fundraising	47,726	-	51,258
Interest received	40,277	35,150	46,230
RMA reimbursed costs	61,490	-	-
Other Revenue	73,366	49,300	59,609
Cash was applied to:			
Payments to suppliers	1,296,290	1,161,359	1,321,148
Payments to employees	746,939	699,717	681,427
GST (net)	-	-	-
Net Cash Flows from Operating Activities	179,942	119,996	83,334
CASHFLOW FROM INVESTING ACTIVITIES			
Cash was received from:			
Sale of property, plant and equipment	28,696	-	17,043
Sale of investments	-	-	438,168
Cash was applied to:			
Purchase of property, plant and equipment	73,150	25,165	125,506
Purchase of investments	32,909	-	480,273
Net Cash Flows from Investing Activities	(77,363)	(25,165)	(150,568)
Net Increase / (Decrease) in Cash	102,579	94,831	(67,234)
Opening Cash	302,031	302,031	369,265
Closing Cash	404,610	396,862	302,031
This is represented by:			
Cash & cash equivalents	404,610	396,862	302,031

The above statement of Cashflows should be read in conjunction with the accompanying notes.

Otago Fish and Game Council
Notes to the Financial Statements

For the year ended
31 August 2016

Note 1 : STATEMENT OF SIGNIFICANT ACCOUNTING POLICIES

REPORTING ENTITY

Otago Fish and Game Council is a Public Entity under the Public Finance Act 1989 (Schedule 4). The Council was established on 4 May 1991 with the passing of the Conservation Law Reform Act 1990.

These financial statements have been prepared in accordance with Section 153-6 of the Crown Entities Act 2004.

Otago Fish and Game Council has designated itself as a public benefit entity (PBE) for financial reporting purposes.

BASIS OF PREPARATION

The financial statements have been prepared on a going concern basis, and the accounting policies have been applied consistently throughout the period.

Statement of compliance

The financial statements have been prepared in accordance with the requirements of the Crown Entities Act 2004, which includes the requirement to comply with generally accepted accounting practice in New Zealand (NZ GAAP).

The financial statements have been prepared in accordance with Tier 2 PBE standard - RDR (reduced disclosure) as annual expenditure is between 2,000,000 and less than \$30,000,000.

These financial statements comply with PBE accounting standards.

Measurement basis

The financial statements have been prepared on the historical cost basis.

Presentation currency

The financial statements are presented in New Zealand dollars.

SUMMARY OF SIGNIFICANT ACCOUNTING POLICIES

Revenue Recognition

Otago Fish and Game Council derives revenue through the sale of fish and game licences, interest, sale of fish product, contracts, rentals, grants and miscellaneous sales.

Licence Revenue

Licence revenue is recognised in the period the licence fee is earned, for example, a fish licence sold in August of the current year which relates to the next fishing season is treated as income in advance.

Grants Received

Grants are recognised as revenue when they become receivable unless there is an obligation in substance to return the funds if conditions of the grant are not met. If there is such an obligation, the grants are initially recorded as grants received in advance and recognised as revenue when the conditions of the grant are satisfied.

Interest

Interest revenue is recorded as it is earned during the year.

Other Income

Income from contracts, rentals and miscellaneous sales are recorded as revenue in the period they are earned.

Donated Assets

Where a physical asset is gifted to or acquired by the Council for nil consideration or at a subsidised cost, the asset is recognised at fair value and the difference between the consideration provided and the fair value of the asset is recognised as revenue. The fair value of the donated assets is determined as follows:

- For new assets, fair value is usually determined by reference to retail price of the same or similar assets at the time the asset was received.
- For used assets, fair value is usually determined by reference to market information for assets of a similar type, condition, and age.

Donated Services

Certain operations the Council are reliant on services provided by volunteers. Volunteer services received are not recognised as revenue or expenditure by Council.

Operating Leases

Leases that do not transfer substantially all risks and rewards incidental to ownership of an asset to the Council are classified as operating leases. Lease payments under an operating lease are recognised as an expense on a straight line basis over the term of the lease in the statement of Comprehensive Revenue and Expenses.

Finance Leases

Leases that transfer to the Council substantially all the risks and rewards incidental to ownership of an asset, whether or not title is eventually transferred, are classified as finance leases.

Finance lease payments are apportioned between the finance charge and the reduction of the outstanding liability. The finance charge is allocated to each period during the lease term on an effective interest basis.

Cash and Cash Equivalents

Cash and cash equivalents include cash on hand, bank balances, deposits held at call with banks, and other short term highly liquid investments with original maturities of three months or less.

Receivables

Short receivables are recorded at their face value, less any provision for impairment.

A receivable is considered impaired when there is evidence that the Council will not be able to collect the amount due. The amount of the impairment is the difference between the carrying amount of the receivable and the present value of the amounts expected to be collected.

Investments

Short term deposits have maturities between three months and one year. Investments in deposits are measured at amortised cost using effective interest method.

At balance date the Council assesses whether there is any objective evidence that an investment is impaired. Any impairment loss is recorded as an expense in the Statement of Comprehensive Revenue and Expenses.

Inventory

All inventory on hand is recorded at cost.

Property, Plant and Equipment

Property, plant and equipment consist of the following asset classes: Land, Buildings, Plant and Equipment, Furniture, Motor Vehicles (and boats) and Field Equipment.

Property, plant and equipment transferred to the Council on 31.8.91 and 22.12.92 is recorded at deemed cost based on fair value as at that date, less accumulated depreciation and impairment losses.

Property, plant and equipment purchased since that date is recorded at cost or in the case of donated assets, fair value at the date of receipt, less accumulated depreciation and impairment losses. Cost or fair value as the case may be, includes those costs that relate directly to bringing the asset to the location where it will be used and making sure it is in the appropriate condition for its intended use.

Property, plant and equipment acquired with individual values under \$2,000 is not capitalised, but is recognised as an expense in the Statement of Comprehensive Revenue and Expense.

Gains and losses on disposals (i.e. sold or given away) are determined by comparing the proceeds received with the carrying amounts (i.e. the book value).

Depreciation

Depreciation is charged on all property, plant and equipment other than land, so as to spread the cost of the asset over its useful life. Depreciation for each of the major categories of assets is calculated on the basis noted below:

	Rate	Depreciation Method
Buildings	40 years (2.5%)	Straight line
Plant & Equipment	2-20 years (5% to 50%)	Diminishing value
Motor Vehicles	10 years (10 %)	Diminishing value
Office Equipment	3-10 years (10% to 33.33%)	Diminishing value

Impairment of Non- Financial Assets

Property plant and equipment and intangible assets that have a finite useful life are reviewed for impairment whenever events or changes in circumstances indicate that the carrying amount may not be recoverable. An impairment loss is recognised for the amount by which the asset's carrying amount exceeds its recoverable amount. The recoverable amount is the higher of the asset's fair value less costs to sell and value in use.

If an asset's carrying amount exceeds its recoverable amount, the asset is impaired and the carrying amount is written down to the recoverable amount. For revalued assets the impairment loss is recognised against the revaluation reserve for that class of asset. Where that results in a debit balance in the revaluation reserve, the balance is recognised in the statement of Comprehensive Revenue and Expenses.

For assets not carried at a revalued amount, the total impairment loss is recognised in the statement of financial performance.

Intangible Assets - Software

Any major software acquired is capitalised and amortised over its estimated useful life of 4 years.

Payables

Payables represent liabilities for goods and services provided to the Council prior to the end of the financial year which are unpaid. Payables are recorded at the amount of cash required to settle those liabilities. The amounts are unsecured and are usually paid within 30 days of recognition. Other payables consists of income which has been received by Council and relates to a future period.

Employee Entitlements

Short-term employee entitlements

Employee benefits that are due to be settled within 12 months after the end of period in which the employee renders the related service are measured based on accrued entitlements at current rates of pay.

These include salaries and wages accrued up to balance date and annual leave earned but not yet taken at balance date.

Sick leave is accumulated by staff but is not likely to be material and has not been accrued. There is a potential liability for sick leave of staff but that has not been possible to quantify for inclusion within the salaries accruals at balance date.

Long-term employee entitlements

Employee benefits that are due to be settled beyond 12 months after the end of period in which the employee renders the related service, such as long service leave and retirement gratuities, are calculated on an actuarial basis. The calculations are based on:

- Likely future entitlements accruing to staff, based on years of service, years of entitlement, the likelihood of that staff will reach the point of entitlement, and contractual entitlement in formation and the Present Value of the estimated future cashflows.

Unused Donations, grants funding with conditions

Unused donations and grants with conditions will be recorded as a liability at balance date.

Superannuation schemes

Defined Superannuation Schemes

Obligations for the contribution to KiwiSaver are accounted for as defined contribution superannuation schemes and are recognised as an expense in the surplus or deficit as incurred.

Equity

Equity is measured as the difference between total assets and total liabilities. Equity is disaggregated and classified into the following components:

- Accumulated surplus/(deficit)
- Restricted Reserves

Restricted Reserves

Restricted Reserves are those reserves subject to specific conditions accepted as binding by the Council and which may not be revised by the Council without reference to specified purposes or when certain specific conditions are met.

Levies

Game Bird Habitat Stamp Levy

As per the New Zealand Game Bird habitat Stamp Regulations 1993, A levy (\$2) from the sale of every Game Bird Licence for the year is distributed to the New Zealand Game Bird Habitat Trust Board.

New Zealand Fish and Game Council Levy

In accordance with Section 26C(1)(f) of the Conservation Act a levy is payable by the Council to the New Zealand Fish and Game Council from licence sales. This levy was agreed upon by the Council at the beginning of the financial year.

Goods and Services Tax

All items in the financial statements are presented exclusive of GST, except for receivables and payable, which are presented on a GST inclusive basis. Where GST is not recoverable as an input tax, it is recognised as part of the related asset or expense.

The net amount of GST recoverable from, or payable to, the IRD is included as part of receivables or payables in the statement of financial position.

The net GST paid to, or received from, the IRD, including the GST relating to investing and financing activities, is classified as a net operating cash flow in the Statement of cash flows.

Commitments and contingencies are disclosed exclusive of GST.

Income Tax

The Council is a public authority as defined in Section YA1 of the Income Tax Act 2007. As such the Council is exempt from income tax under Section CW 38 of that Act.

Budget Figures

The budget figures are those approved by the Council in its annual operational plan as required by Section 26Q(1)e(ii) of the Conservation Act 1987 and have been disclosed in accordance with Section 45B(2)(b) of the Public Finance Act 1989. The Budget figures have been prepared in accordance with NZ GAAP, using accounting policies that are consistent with those adopted by the Council in preparing these financial statements.

Critical Accounting Estimates and Assumptions

In preparing these financial statements the Council has made estimates and assumptions concerning the future in regard to asset lives and impairment of assets. None of these estimates and assumptions are considered critical by the Council.

Statement of Cashflows

Cash is considered to be cash on hand and current accounts in banks, net of bank overdrafts.

Investing activities are those activities relating to the acquisition, holding and disposal of Fixed Assets and Investments. Investments include securities not falling within the definition of cash.

Financing Activities are those activities, which result in changes in the size and composition of the capital structure of the organisation. This includes both equity and debt not falling within the definition of cash.

Operating Activities include all transactions and other events that are not investing or financing activities.

Otago Fish and Game Council

Notes to the Performance Report

For the year ended

31 August 2016

Note 2 : LICENCE SALES	Actual 2016 \$	Budget 2016 \$	Actual 2015 \$
Fish Licence	1,702,146	1,583,696	1,639,120
Game Licence	322,728	312,926	312,457
Total	2,024,874	1,896,622	1,951,577
Note 3: GRANTS & DONATIONS			
Otago Community Trust	2,000	-	1,500
Sport Otago Kiwisport	-	-	1,443
Forest & Bird	-	-	20
Contact Energy	16,282	-	8,538
NZFGC Research Grant	11,613	-	5,192
Game Habitat Trust Wetland Grant	12,627	-	34,564
DCC Trust	1,317	-	-
Clutha Fisheries Trust	1,000	-	-
DOC Wanaka	2,415	-	-
NZTA	472	-	-
Total	47,726	-	51,258
Note 4: INTEREST			
Interest	43,979	35,150	45,387
Total	43,979	35,150	45,387
Note 5: OTHER REVENUE			
Reparations Trust Fund	7,080	-	2,754
Rent Received	38,935	41,300	41,932
Fishing Competitions	1,053	-	1,049
Commissions	1,121	-	2,109
Merchandise Sales	1,076	-	1,164
Niwa Alexandra	-	-	5,052
Sundry Income	9,702	-	1,881
Wildlife Reserve	-	-	2,556
RMA Costs Reimbursed	61,490	-	-
Fines - Fishing & Game Offences	945	8,000	911
Profit on Sale of Fixed Assets	13,454	-	-
Total	134,856	49,300	59,408

Note 6 : ANALYSIS OF EXPENSES	Actual 2016 \$	Budget 2016 \$	Actual 2015 \$
Species Management			
Population Monitoring	11,396	12,000	17,076
Harvest Assessment	2,700	3,000	2,700
Hatchery Operations Macraes	6,764	13,000	10,894
Total	20,860	28,000	30,670
Habitat Protection/Management			
Resource Management	82,830	4,500	18,686
Works & Management	22,055	3,500	34,983
Assisted Habitat	1,402	-	-
Total	106,287	8,000	53,669
Angler & Hunter Participation			
Access	2,662	2,000	3,761
Satisfaction Surveys	23,605	-	2,215
Newsletters	14,553	15,000	14,762
Other publications	2,095	6,000	3,760
Training	6,816	7,000	5,688
Club Relations	1,756	-	3,115
Total	51,487	30,000	33,300
Public Interface			
Advocacy	63	500	556
Public Promotions	12	-	-
Visitor Facilities	587	7,000	-
Communication & Marketing	-	-	6,221
Total	663	7,500	6,778

Note 6 : ANALYSIS OF EXPENSES

	Actual 2016 \$	Budget 2016 \$	Actual 2015 \$
Compliance			
Ranging	2,715	2,500	2,078
Ranger Training	4,267	4,500	2,447
Compliance	10,339	4,000	36
Total	17,321	11,000	4,561
Licensing			
Agent Servicing	481	500	806
Commission	85,703	-	94,570
Licence production & Distribution	-	-	-
Total	86,184	500	95,376
Council			
Council Meetings	14,950	12,000	9,706
Total	14,950	12,000	9,706
Planning & Reporting			
Management/Strategic Planning	2,607	-	1,951
National Liaison	40	-	-
Reporting	5,329	-	3,675
Audit Fee	9,555	12,000	9,160
Total	17,531	12,000	14,786

Note 7 : PERSONNEL COSTS

Salaries and Wages	706,208	685,517	664,772
Fringe Benefit Tax	5,098	7,700	2,414
KiwiSaver contributions	19,037	-	16,999
ACC levies	2,233	6,500	3,135
Total	732,576	699,717	687,320

Note 8: OTHER EXPENSES

	Actual	Budget	Actual
	2016	2016	2015
	\$	\$	\$
Staff Expenses	14,854	8,002	11,842
Office Premises	66,907	81,450	64,363
Office Equipment	4,523	12,500	4,761
Communications/Consumables	26,431	28,164	33,982
General Expenses	14,041	18,000	7,547
Field Equipment	3,794	4,500	5,325
Motor Vehicles	52,345	48,786	49,898
Loss on sale of disposal of assets	-	-	1,423
Total	182,895	201,402	179,141

Note 9 : CASH AND CASH EQUIVALENTS

	Actual	Actual
	2016	2015
	\$	\$
Cash at bank and on hand	404,610	302,031
Term Deposits with maturities less than 3 months	-	-
Total	404,610	302,031

Assets recognised in a non-exchange transaction that are subject to restrictions

Otago Fish and Game Council holds unspent funding and or reparations received, included in the cash at bank, of \$104,161 (2015 \$94,693) that is subject to restrictions. The restrictions generally specify how the grant or reparation is required to be spent in providing specified deliverables of the grant arrangement. (see note 18)

Note 10: RECEIVABLES

	Actual 2016 \$	Actual 2015 \$
Receivables (gross)	150,202	163,495
Less: provision for impairment		
Total	150,202	163,495

Total Receivables comprises:

Receivables from the sale of goods and services	150,202	163,495
Receivables from grants or donations	-	-
Total	150,202	163,495

Note 11 : INVESTMENTS

Current portion

Term Deposits	783,436	752,791
Total current portion	783,436	752,791

There is no impairment provision for investments.

Note 12 : INVENTORIES

Held for distribution inventories

Publications	7,244	7,644
Other	3,760	2,867
Total	11,004	10,511

Note 13: PROPERTY PLANT & EQUIPMENT

Movement for each class of property, plant and equipment as follows:

	Land	Building	Plant & Equip	Furniture	MV & Boats	Field Equip	Total
Cost or Valuation							
Balance At 1 Sept 2014	840,671	758,167	71,311	28,990	325,901	17,492	2,042,532
Additions	-	33,206	2,750	2,593	86,956	-	125,505
Disposals	-	-	-	-	(36,065)	-	(36,065)
Balance At 31 Aug 2015	840,671	791,373	74,061	31,583	376,792	17,492	2,131,972
Balance At 1 Sept 2015	840,671	791,373	74,061	31,583	376,792	17,492	2,131,972
Additions	-	13,605	16,162	-	43,383	-	73,150
Disposals	-	-	-	-	(38,881)	-	(38,881)
Balance At 31 Aug 2016	840,671	804,978	90,223	31,583	381,294	17,492	2,166,241
Accumulated Depreciation and Impairment losses							
Balance at 1 Sept 2014	-	335,148	59,447	27,590	146,332	2,436	570,953
Depreciation Expense	-	18,675	5,117	925	50,138	3,011	77,866
Eliminate on Disposal	-	-	-	-	(17,599)	-	(17,599)
Balance At 31 Aug 2015	-	353,823	64,564	28,515	178,871	5,447	631,220
Balance at 1 Sept 2015	-	353,823	64,564	28,515	178,871	5,447	631,220
Depreciation Expense	-	19,351	7,578	802	58,006	2,409	88,146
Eliminate on Disposal	-	-	-	-	(23,639)	-	(23,639)
Balance At 31 Aug 2016	-	373,174	72,142	29,317	213,238	7,856	695,727
Carrying Amounts							
At 31 Aug & 1 Sept 2015	840,671	437,550	9,497	3,068	197,921	12,045	1,500,752
At 31 Aug 2016	840,671	431,804	18,081	2,266	168,056	9,636	1,470,514

Note 14 : FUNDS HELD IN TRUST

	Actual 2016 \$	Actual 2015 \$
<i>Funds held in Trust - Anderson Lloyd</i>		
Opening Balance	73,846	71,102
Plus Interest	2,448	2,966
Less Commission	(184)	(222)
Less payment on DOC's behalf for reserve works	-	-
Closing balance	76,110	73,846
Current	76,110	-
Non Current	-	73,846
Total	76,110	73,846

Wetland Development Trust

Under an agreement with the Department of Conservation (DOC) \$76,110 (2015: \$73,846) represented half of the proceeds from the sale of the property located at 98 Mc Bride St, Frankton, have been committed to wetland development in the interests of both the Otago Fish and Game Council and DOC. During the year \$nil (2015: \$nil) was expended.

Note 15: PAYABLES

<i>Payables under exchange transactions</i>		
Creditors	99,224	40,802
Accrued Expenses	14,068	14,553
Income in Advance	178,472	210,002
Total payables under exchange transactions	291,764	265,357
<i>Payables under non-exchange transactions</i>		
Taxes payable (GST,PAYE,and rates)	2,530	-
Grants payable	-	-
Grants received subject to conditions	-	-
Other	-	-
Total payables under non-exchange transactions	2,530	-
Total	294,294	265,357

Note 16: EMPLOYEE ENTITLEMENTS

Accrued salaries and wages	5,614	18,376
Annual Leave	42,701	44,302
Total	48,315	62,678

Note 17: EQUITY	Actual 2016 \$	Actual 2015 \$
Accumulated Funds		
Balance as at 1 September	2,382,447	2,343,774
Surplus/(Deficit)	81,578	20,424
Transfer to Reserves		-
Transfer from Reserves	(6,360)	18,249
Adjustment to opening equity		-
Balance at 31 August	2,457,665	2,382,447
Restricted Reserves - Summary		
Back Country Management		
Balance as at 1 September	30,076	-
Expenses	(28,555)	(1,583)
Transfer (to)/from Accumulated Funds	37,064	31,659
Balance at 31 August	38,585	30,076
Reparation Fund		
Balance as at 1 September	55,368	52,614
Expenses	(12,252)	(4,500)
Transfer (to)/from Accumulated Funds	19,332	7,254
Balance at 31 August	62,448	55,368
Asset Replacement Reserve		
Balance as at 1 September	9,229	60,308
Expenses	(44,454)	(78,746)
Transfer (to)/from Accumulated Funds	35,225	27,667
Balance at 31 August	-	9,229
Total Equity as at 31 August	2,558,698	2,477,120

Note 18: COMMITMENTS

	2016	2015
	\$	\$
<hr/>		
Commitment to:		
Non-Current		
Lease Cromwell	-	-
One Call	-	-
Current		
Lease Cromwell	-	2,333
One Call	2,872	4,040

The Council has approved habitat enhancement grants which have yet to be drawn on because development works have not yet been completed. The total commitment outstanding is \$24,400 (2015: \$18,500)

Note 19: CONTINGENCIES

There are no known contingent liabilities at balance date (2015 - nil)

Note 20: RELATED PARTY TRANSACTIONS

During the year the Council was reimbursed by the New Zealand Fish and Game Council for certain travel and legal costs.

At balance date the Council is owed \$Nil (2015: \$Nil).

During the year levies of **\$850,957** (2015: \$894,033) were paid to the New Zealand Fish and Game Council. As at balance date \$9,212 (2015: \$9,038) was due by the Council to the New Zealand Fish and Game Council. Otago Fish & Game Councillors, Dan Rae, Ian Cole, Murray Neilson and John Jillett also hold positions on the board of the Clutha Fisheries Trust. The meeting were also attended by Niall Watson.

Otago Fish and Game paid rent of \$28,000 (2015: \$28,000) to Clutha Fisheries Trust for office and storage premises in Cromwell.

NZ Fish and Game reimbursed \$61,490 in RMA Costs (2015: \$Nil)

The Clutha Fisheries Trust reimbursed Otago Fish and Game \$10,933 (2015: \$11,048) for rent and associated property costs.

The nature of the relationship between Otago Fish and Game and Clutha Fisheries Trust relates to the tenancy of property only. Otago Fish and Game rents at market value a building from Clutha Fisheries Trust. Clutha Fisheries Trust rents back one room and pays market rent accordingly.

Note 21: KEY MANAGEMENT PERSONNEL REMUNERATION

The Council classifies its key management personnel into one of three classes:

- Members of the governing body
- Senior executive officers, responsible for reporting to the governing body
- Chief operating officers, responsible for the operation of the Council's operating segments, and reporting to the Senior executive officers.

Members of the governing body are not paid any remuneration.

The Chief executive officer is employed as an employee of the Council, on normal employment terms.

The aggregate level of remuneration paid and number of persons (measured in 'people' for Members of the governing body, and 'full-time-equivalents' (FTE's) for the Chief executive officer in each class of key management personnel is presented below:

	2016		2015	
	Remuneratio \$'000	Number of	Remuneration \$'000	Number of
Members of the governing body	-	13	-	13
		People		People
Chief executive officers	171	1 FTE's	166	1 FTE's
	<u>171</u>		<u>166</u>	

Note 22 : EVENTS AFTER THE BALANCE DATE

There have been no significant events after the balance date. (2015: nil)

Note 23: EXPLANATION OF MAJOR VARIANCE AGAINST BUDGET

Explanations of major variance from budgeted figures are as follows.

Statement of comprehensive revenue and expense

Habitat Protection actual costs are significantly up against the budget because of extra RMA processing and reserves works and management (Takitakitoa Wetland Development). Both accounts had major funding from New Zealand Fish & Game Council and the Game Bird Habitat Trust Grant respectively. See donations section.

Participation and Public Interface costs have increased above intended budget in Signage, Newsletters, and Club liaison. Some of this related to increased postage.

Compliance actual cost are high against the budget as there were several complicated prosecutions most that have not yet gone to court.

Public Interface costs have been held back to provide for cost overruns elsewhere.

Statement of Cashflows

There are no major variances in the classes of the Statement of Cashflows.

Note 24: ALLOCATION OF OVERHEADS TO OUTPUT AREAS FOR 2016

In the Statement of service performance, overheads are allocated across the 8 Output areas based on the hours worked within those Outputs over the year. Below is the calculation for distributing the overheads across the output area.

ACTUAL 2016

Output Area	Actual Direct \$	Actual Hours	Allocation of Overheads	Total Costs per Output
Species management	20,860	2,134	159,651	180,511
Habitat protection & management	106,287	3,976	297,457	403,744
Angler & hunter participation	51,487	2,245	167,955	219,442
Public interface	663	1,608	120,299	120,962
Compliance	17,321	1,459	109,152	126,473
Licensing	86,184	509	38,080	124,264
Council	14,950	464	34,713	49,663
Planning & reporting	17,531	1,020	76,309	93,840
Totals	315,283	13,415	1,003,617	1,318,900

Actual Overheads

Personnel Costs	732,576
Depreciation	88,146
Other expenses	182,895
Total Overheads to Allocate	1,003,617

BUDGET 2016

Output Area	Budget Direct \$	Budget Hours	Allocation of Overheads	Total Costs per Output
Species management	28,000	2,824	195,330	223,330
Habitat protection & management	8,000	2,680	185,370	193,370
Angler & Hunter participation	30,000	1,856	128,376	158,376
Public interface	7,500	2,218	153,414	160,914
Compliance	11,000	1,350	93,377	104,377
Licensing	500	600	41,501	42,001
Council	12,000	530	36,659	48,659
Planning & reporting	12,000	970	67,093	79,093
Totals	109,000	13,028	901,119	1,010,119

Budget Overheads

Personnel Costs	699,717
Depreciation	-
Other Expenses	201,402
Total Overheads to Allocate	901,119

STATEMENT OF OBJECTIVES & SERVICE PERFORMANCE FOR THE YEAR ENDED 31 AUGUST 2016

The activities of Otago Fish and Game Council are planned under eight output areas detailed in the annual Operational Work Plan. This Statement of Objectives & Service Performance compares the actual results against the stated performance measures from the plan. For the purposes of this statement the overhead expenses detailed in the Statement of Financial Performance have been allocated to each output area on the basis of the proportion of staff time directly expended in each area. Levies have not been included in the overhead expenses total.

Summary Budget and Actual Expenditure for Each Output Area		
OUTPUT AREA	BUDGET	ACTUAL
Species Management	\$223,330	\$180,511
Habitat Protection	\$193,370	\$403,744
User Participation	\$158,376	\$219,442
Public Interface	\$160,914	\$120,962
Compliance	\$ 104,377	\$ 126,473
Licencing	\$ 42,001	\$124,264
Council	\$ 48,659	\$ 49,663
Planning & Reporting	\$ 79,093	\$93,840
Total	\$1,010,119	\$1,318,900

OUTPUT AREA 1 - SPORTS FISH AND GAME BIRD MANAGEMENT		
1110 Population Monitoring Objective: Monitor regional fish and game populations to ensure sustainable population trends	Outcome: Fish and game populations are maintained or enhanced	Actual Result
<p>Task and Performance Measure</p> <p>Complete and report on January waterfowl trend counts. Complete and report on mallard monitoring and liaison with mallard working party. Complete and report on pukeko monitoring. Report to Council in February 2016.</p>		<ul style="list-style-type: none"> Trend counts for waterfowl (excluding pukeko) completed as planned and reported in February 2016 Mallard monitoring pilot survey was completed and reported to Council in August 2016. Staff liaised with the mallard working party Shoveler trend count reported in November 2015. Lindis delta bird survey results were reported to Council in February 2016.



Table 1. WATERFOWL TREND COUNTS 2000 to 2016																	
SPECIES	2016	2015	2014	2013	2012	2011	2010	2009	2008	2007	2006	2005	2004	2003	2002	2001	2000
Black Swan: Otago	2798	3179	2284	1507	2355	3290	2577	1697	2368	2988	1768	2538	4607	3655	4351	3883	2423
Paradise Shelduck	16627	14320	18209	16431	17773	18067	17481	16205	15707	16313	15948	17504	16213	19458	21186	17845	17788
Shoveler Duck	1091	1696	1032	1497	897	1193	929	1019	951	1466	1323	1462	1309	1054	1463	1441	982

	Task and Performance Measure	Actual Result
Project 1112	<p>Monitor spawning in:</p> <ul style="list-style-type: none"> • Upper Clutha (Lindis, Cardrona and Cameron Creek), • Manuherikia • Quartz Creek • Leith Stream and Lindsays Creek • Mill Creek • 12 Mile Creek • Cardrona River <p><u>Reports on previous seasons surveys completed by August 2016</u></p>	<ul style="list-style-type: none"> • Spawning survey were completed as planned on Leith Stream, Lindsays Creek, Quartz Creek and 12 Mile Creek. • Results of a spawning surveys were reported to Council in November 2015 and August 2016 (Fern Burn). Surveys were conducted by Upper Clutha Anglers.
Project 1113	<p>Monitor Fisheries:</p> <ul style="list-style-type: none"> • Manuheriki catchment. • Upper Clutha (inc.drift dives) • Lindis delta • Waikouaiti • Waipahi, • Upper Taieri and tributaries including Pig Burn. <p><u>Reports to Council completed by August 2016</u></p>	<ul style="list-style-type: none"> • Changing priorities resulted in some changes in fisheries monitoring with no reports to Council during the year. • The major Lindis fisheries project was written up and presented as an MSc thesis by Morgan Trotter
Project 1114	<p>Monitor Fish, Game, and Social Science research needs and draft submissions and applications for funding to the research committee as required.</p> <p><u>Responses on research needs completed by November 2015 where required</u></p>	<ul style="list-style-type: none"> • No submissions were made on research during the year.

<p>Project 1115</p>	<p>Support Otago University research on Lake Hayes. Implement stream health index methodology on Waikouaiti Review and update fisheries SOPs for Fish and Game Councils</p> <p>Research supported as required. Report to Council by June 2016 Report to Council by June 2016</p>	<ul style="list-style-type: none"> • Lake Hayes research was supported as required. • SHI project was deferred due to work pressure in other areas. • SOP development is underway but has been expanded into a national project.
----------------------------	--	---

1120 Harvest Assessment Objective: Monitor fish and game harvest and hunter and angler success		Outcome: Current knowledge on angler and hunter success and satisfaction maintained.
	Task and Performance Measure	Actual Result
<p>Project 1121</p>	<p>Conduct game bird harvest survey during 2016 season to assess harvest of both waterfowl and upland game. 2016 survey implemented and results forwarded for analysis by 31 August 2016. Results of 2015 survey reported to Council by November 2015.</p>	<ul style="list-style-type: none"> • 2016 survey implemented and results forwarded for analysis by 31 August 2016. • Results of 2015 survey were reported to Council in October 2015.
<p>Project 1122</p>	<p>Conduct creel surveys on waters at a frequency of at least 2/month or at times of peak use – Pool Burn (opening day), Upper Manor Burn (opening day), Sullivans Dam, Lakes Wanaka and Hawea Wakatipu (peak use), Roxburgh Dam (Salmon February/March/April) Results reported to Council by August 2016.</p>	<ul style="list-style-type: none"> • Creel surveys completed and reports to Council were made on Upper Manorburn (August 2016), Poolburn (August 2016). • Peak use creel surveys were undertaken on Wanaka, Wakatipu, Hawea and Dunstan but results have yet to be collated. • A creel survey was undertaken on the Lower Clutha but results have not yet been reported • Lower Clutha salmon angler telephone survey was reported to Council in October 2015.

1140 Hatchery Operations and Fish Transfers Objective:		Outcome:
Maintain trout supply to put-and-take fisheries		Put and take fishing opportunities created and utilized by anglers
Task and Performance Measure		Actual Result
Project 1131	Salvage trout and salmon in Otago waters where practical and desirable to do so and relocate to put-and-take fisheries. Quartz Creek salvage <u>Task completed and reported to Council by August 2016</u>	<ul style="list-style-type: none"> • 58 adult trout, 163 1+ and 2+ year trout were salvaged from Quartz Creek and put into Lake Wanaka in November 2015. Report to Council in November 2015
Project 1141	Manage Macraes Trout Hatchery and maintain oversight over rearing of 8000 trout to supply put-and-take fisheries. <u>Trout stocks reared as planned.</u>	<ul style="list-style-type: none"> • Trout rearing at Macraes hatchery produced trout for release during the year. • At year end there were 8000 yearlings, 1600 two year olds and 24 three year olds at the hatchery.
Project 1142	Identify alternative hatchery option for Macraes hatchery operation <u>Report to Council by February 2016</u>	<ul style="list-style-type: none"> • Report on hatchery options February 2016 planning workshop
Project 1161	Maintain put-and-take fisheries in small waters lacking natural spawning facilities by fish releases in accordance with restocking schedule. <u>Restocking completed by August 2015.</u>	<ul style="list-style-type: none"> • Put and take fisheries were restocked in line with the schedule with the release of 1320 2+ fish, 3330 1+ fish and 1000 0+ (Table 2, below).

1170 Regulations Objective:		Outcome:
Set hunting and fishing conditions annually.		Angling and hunting conditions reflect current management needs and user aspirations
Task and Performance Measure		Actual Result
Project 1171	Recommend 2016 draft Game Gazette to Council by November 2015 and forward draft Game Gazette after consultation with Southland and CSI Councils to align regulations (amended in the light of trend counts if required) to NZFGC by 31 January 2016 for Minister's Approval. <u>Report to Council by November 2015 and forward recommendations to NZFGC by 31 January 2016</u>	<ul style="list-style-type: none"> • Reports and recommendations were made to Council in November 2015. • The draft game gazette was confirmed and forwarded to the NZC immediately following the February 2016 Council meeting.
Project 1172	Recommend draft Anglers Notice (AN) to Council by May 2016 and forward to NZFGC by 1 July 2016 for Minister's approval. <u>Report to Council by May 2016 and forward AN to NZFGC by 1 July 2016.</u>	<ul style="list-style-type: none"> • Report made to Council on the AN recommendations in October, November 2015, February, April, June and August 2016 completing a major Anglers Notice Review. • Final draft AN forwarded to NZC by July 2016

Date	Location	Count	Age	Weight
28/08/2015	Coalpit Dam	500	yoy	<10g
31/08/2015	Butchers Dam	500	yoy	<10g
1/09/2015	Southern Reservoir	60	2yrs	800g+
3/09/2015	Southern Reservoir	60	2yrs	800g+
10/09/2015	Southern Reservoir	30	2yrs	800g+
14/09/2015	Southern Reservoir	70	2yrs	800g+
16/09/2015	Southern Reservoir	150	2yrs	800g+
17/09/2015	Southern Reservoir	150	2yrs	800g+
21/09/2015	Southern Reservoir	160	2yrs	800g+
22/09/2015	Southern Reservoir	160	2yrs	800g+
23/09/2015	Southern Reservoir	160	2yrs	800g+
12/10/2015	Hamiltons Dam	200	1yr	100g+
13/10/2015	McAtarneys Head pond	300	1yr	100g+
14/10/2015	Mathias Dam	300	1yr	100g+
15/10/2015	Sulivans Dam	70	2yrs	1kg
16/10/2015	Sulivans Dam	70	2yrs	1kg
19/10/2015	Pinders Pond	200	1yr	100g+
20/10/2015	Perkins Pond	300	1yr	100g+
21/10/2015	Rutherford's Dam	500	1yr	100g+
22/10/2015	Blakleys Dam	300	1yr	100g+
23/10/2015	Lake Johnson	300	1yr	100g+
27/10/2015	Moke Lake	500	1yr	100g+
9/11/2015	Tomahawk Lagoon	300	1yr	100g+
16/11/2015	Nenthorne Dam	200	1yr	100g+
18/11/2015	Earnsleaugh Pond	50	2yrs	1kg+
4/12/2015	Southern Reservoir	50	2yrs	1kg+
16/12/2015	Earnsleaugh Pond	50	2yrs	1kg+
20/02/2016	Southern Reservoir	70	1yr+	300g
8/04/2016	Southern Reservoir	60	1yr+	300 - 400g
4/05/2016	Tomahawk Lagoon	10	2yr+	2 - 3KG
18/05/2016	Sulivans Dam	10	2yr+	2 - 3KG
20/05/2016	Southern Reservoir	10	2yr+	2 - 3KG

<p>1180 Gamebird Management and Control Objective: Minimise conflict between gamebirds and agriculture.</p>	<p>Outcome: Game bird impacts on other resources minimised</p>
<p>Project 1181</p>	<p>Task and Performance Measure Respond to complaints about game birds in crops and follow up promptly where necessary and report to project manager. Maintain file on permits to disturb and game bird complaints and report to Council annually. <u>Respond to complaints within 48 hours and follow up within 5 days. Report to Dunedin office within one month.</u> <u>Report to Council on permits issued for previous year to 31 August by 30 September 2015.</u></p>
<p>Actual Result</p> <ul style="list-style-type: none"> • 10 authorities to disturb gamebirds (mallard or paradise ducks) causing damage to crops or pasture in Coastal Otago (mallard 3, paradise ducks 4, mallard and paradise 1), Southern Lakes (paradise 2). • 2 authorities issued to destroy gamebirds causing ongoing problems (Forbury Racecourse (50 paradise ducks) and Kaikorai Bread Factory (10 mallard ducks). • Complaints were handled within time limits. • A report was not made to Council. 	<p>Budget \$223,330</p> <p>Actual \$180,511</p>

OUTPUT 2 - HABITAT PROTECTION AND MANAGEMENT	
<p>1210 Resource Management Act and Planning Objective: Advocate fish and game habitat protection through resource consent and planning processes so that relevant law, policies and plans reflect OFGC input.</p>	<p>Outcome: Fish and game habitats restored, maintained and protected</p>
<p>Task and Performance Measure</p> <p>Screen resource consent and other statutory processes and make submissions where necessary.</p> <p>Manage Lower Clutha mitigation package and manage implementation in conjunction with Contact Energy.</p> <p>Seek improvement to Contact Energy's lower Clutha mitigation package in line with consent conditions in order to achieve target salmon run of 5000 fish and tangible habitat enhancement gains. Mitigation to include consideration of local salmon hatchery option</p> <p><u>Develop cases and make submissions within deadlines. Report on resource consent screening statistics in September 2015 for 2014/15 year.</u></p> <p><u>Report on progress August 2016.</u></p> <p><u>Report to Council by February 2016</u></p>	<p>Actual Result</p> <ul style="list-style-type: none"> • Resource consents were screened throughout the year and affected party approvals were made on 49 resource consents and one concession application. • No consent applications proceeded to hearings or Environment Court. • Meetings were held with Contact Energy Ltd to advance Lower Clutha River mitigation during the year and a programme of activities was completed • 200,000 salmon smolt were released into the Lower Clutha River in June 2016 by Contact in pursuit of their resource consent target of 5000 returning adult fish. • Staff have been involved in the preliminary stages of deemed permit replacements through catchment groups for the Bannockburn, Styx, and Poolburn. There will be more catchment groups set up over the next year.

<p>Project 1212</p>	<p>Make submissions on fish and game matters including access in all relevant planning processes including ORC Annual Plan.</p> <p>Make submissions on minimum flow and residual flow setting proposals for Otago Rivers: Lindis, Cardrona, Waivera, Kyeburn Benger Burn, Tuapeka, Manuherikia, Lowburn; Bannockburn, 12 Mile Creek</p> <p>Liaise with ORC and other parties over Plan Change 6A implementation.</p> <p><u>Submissions made on planning matters in a timely manner and previous year's activities reported on in the 2014/15 annual report.</u></p> <p><u>Minimum and residual flows reflect Fish and Game input</u></p> <p><u>Liaison maintained over 6A implementation</u></p>	<p>• Written submission made on Otago Regional Council's Draft Annual Plan.</p> <p>• Staff have been involved in consultations on minimum flows on the Cardrona, Lindis Manuherikia, Pomahaka, Waivera and participated in the Manuherikia Strategy Group.</p> <p>• Appeals over plan change 3C (Waivera catchment minimum flow) were resolved through Environment Court mediation. A summer minimum flow of 280lps with a 'bounce back' clause of 310lps was agreed. If the minimum flow of 280lps is breached due to irrigation, irrigators have to wait until it reaches 310 lps before irrigation can resume. This is similar to how the flow regime operates on the Kakanui River.</p> <p>• Implementation of Plan Change 6A has proceeded more quickly as a result of a change of staff at the Otago Regional Council. An external stakeholder advisory group to oversee the implementation of 6A has been set up with Fish and Game membership. The first meeting of this group was held in April 2016.</p> <p>• Formal submissions were lodged plan change 5A (Lindis catchment integrated management) and significant effort by staff and external efforts was made in presenting at the subsequent regional council hearing. A decision from this hearing was released in August, with the proposed summer minimum flow being lifted from 750lps to 900lps. This decision is expected to be appealed by the irrigators, and Environment Court action seems likely.</p> <p>• Presentations at hearings on the Queenstown Lakes District Plan and the Regional Policy Statement for Otago.</p>
----------------------------	--	--

Project 1213	Achieve high level of public understanding and support for reasonable minimum flow plan changes via communications strategy <u>Communications strategy implemented during year</u>	<ul style="list-style-type: none"> • Reports to Council within the CE's report and media releases covered Minimum flows and drought effects - Quartz Creek (November 2015), Lindsis (August 2016).
---------------------	---	---

1220 Works and Management Objective	Effectively manage wildlife management reserve and F&G wetland reserves.	Outcome: Wildlife and Wetland Reserves game habitat values maintained and enhanced
Task and Performance Measure	Implement scheduled works on reserves as required within budget. Complete Takitakitoa Wetland restoration. <u>Works completed during year within budget and reported in the annual report, and at least one funding application lodged with GBHT by June 2016.</u>	Actual Result <ul style="list-style-type: none"> • Earthworks were completed at Takitakitoa Wetland along with installation of control structures. • Five mai mais were constructed and initial plantings undertaken. • No further GBHT applications were made during the year.

1230 Assisted Habitat Objective:	Promote habitat protection, creation and/or enhancement on land other than Council land with the aim of increasing recreational opportunity.	Outcome: Fish and game habitats maintained and enhanced.
Task and Performance Measure	Make input into ORC river works programmes and gravel extraction as required. <u>River works programmes reflect Council input.</u> Provide prompt advice on wetland creation or enhancement as required. Implement Habitat Enhancement Fund (HEF) programme. <u>Technical advice given promptly where requested and habitat works funded in deserving cases by way of applications to HEF.</u> <u>Report to Council by August 2016.</u>	Actual Result <ul style="list-style-type: none"> • Staff liaised with ORC over their annual willow removal programme. • Six grants totalling of \$13,500 were approved during the year for wetland development and stream enhancement projects • Reports on applications were made to Council in October, November 2015 and February 2016 and August 2016.
Project 1231		
Project 1232		
	Budget \$193,370	Actual \$403,744

OUTPUT 3 - USER PARTICIPATION	
1310 Access Objective: Maintain and improve access for anglers and hunters to Otago's fish and game resources.	Outcome: Access to angling and hunting opportunities maintained and improved.
Task and Performance Measure	Actual Result
<p>Project 1311</p> <p>Respond to access issues as they arise and liaise with Walking Access Commission.</p> <p>Monitor district council policy and roading issues with the aim of ensuring public access opportunities are maintained or enhanced.</p> <p>Make submissions to District Councils and MPs on the strategic importance of roads</p> <p><u>Investigate and report on access issues as they arise and report on results for previous year in 2014/15 annual report.</u></p> <p><u>Report to Council in February 2016</u></p>	<ul style="list-style-type: none"> • Submissions were made to LINZ over access to the Pomahaka River as part of tenure review on Hukarere Station and a meeting was held with the lessees without much progress being made over improvement of access. • Meetings were held over public access to Hunter Valley Station as a result of an Overseas Investment Office purchase application and proposals were prepared. The matter was unresolved at year end • Liaison was maintained with WAC. • No reports were made to Council
<p>Project 1312</p> <p>Survey existing signs and repair or replace as required. Install signage as required.</p> <p><u>Signage upgraded as time and resources permit.</u></p> <p><u>Report to Council on status of signage by August 2016</u></p>	<ul style="list-style-type: none"> • Seventeen signs were put up or replaced relating to angling on Water of Leith, Lake Wakatipu, Von River, Clutha River, Pinders Pond and Lake Mahinerangi. Three signs • Four signs were put up on wetland reserves at Toko Mouth, Takitakitoa, Otokia <p>No report was made to Council.</p>
<p>Project 1313</p> <p>Identify significant gaps in public access to Otago waterways Report to Council in April 2016</p>	<ul style="list-style-type: none"> • There was no action on this project because of work pressure in other areas

<p>1320 Satisfaction Surveys Objective: Manage fisheries for angler satisfaction.</p>	<p>Outcome: Angler satisfaction monitored and maintained</p>
<p>Task and Performance Measure</p>	<p>Actual Result</p> <ul style="list-style-type: none"> • Regime implemented on the Greenstone, Caples, Lochy, Nevis, Hunter Young and Wilkin Rivers and the Dingleburn as planned. • Monitoring of backcountry angler satisfaction in the 2015/16 season was reported to Council in August 2016 • Monitoring of the Greenstone controlled fishery was reported in June 2016. • Backcountry compliance was the subject of a report to Council in June 2016 work was undertaken due to other work priorities.
<p>Project 1321</p> <p>Backcountry fishery management regime implemented for season.</p> <p>Controlled fishery management regime implemented in Greenstone for season including a review of the booking season.</p> <p>Monitor angler satisfaction and seek feedback on crowding in BC fisheries</p> <p>Report on potential improvements to BC fisheries regime in response to NRL revenue</p> <p>Regime implemented as planned.</p> <p>Monitoring report to Council by August 2014.</p> <p>Report to Council on activity by April 2016</p>	

<p>1330 Newsletters and Licence Sales Promotions Objective: Promote fishing and hunting licence sales through client communications and advertising.</p>	<p>Outcome: Anglers and hunters are informed on fishing and hunting opportunities.</p>
<p>Task and Performance Measure</p>	<p>Actual Result</p> <ul style="list-style-type: none"> • 2 page <i>Fish and Game</i> magazine game supplements were prepared and mailed out to whole season licenceholders in mid March 2016 (Game) and late August 2016 (Fish). • Newsletters distributed in September 2015 and April 2016 • Fish and game season features were supported with copy and published in October/November 2015 and April 2016 in local newspapers.
<p>Project 1331</p> <p>Prepare 2 page pre-fish and game season magazine supplements and distribute to last year's adult and junior whole season licenceholders.</p> <p>Prepare preseason newsletter for distribution to anglers and hunters</p> <p>Magazine supplements posted out in mid-March 2016 (Game) and mid-August 2016 (Fish).</p>	
<p>Project 1332</p> <p>Prepare copy for angling and hunting features in October/November 2015 and April 2016.</p> <p>Circulate to media by 1st week October 2015 (fish) and 1st week April 2016 (game)</p> <p>Fishing supplements published in October/November 2014 in local newspapers.</p> <p>Game supplements published April 2015 in local newspapers.</p>	

Project 1333	Disseminate regional council data on river and lake conditions during the period 15 September 2015 to 30 April 2016. <u>River reports broadcast to email list on a weekly basis from mid September 2013 to 30 April 2014</u>	<ul style="list-style-type: none"> • River reports were discontinued during the year because of availability of instantaneous online information.
Project 1334	Advertise in local newspaper advertising features prior to: 2016 Game Season 2015 Angling Season 2015/16 Summer Holiday Period <u>Copy supplied and advertisements lodged as planned</u>	<ul style="list-style-type: none"> • Advertising lodged in local newspaper features prior to the 2016 Game Season; 2015/16 angling season and 2015/16 summer holiday period.

1340 Publications and Client Support Objective:		Outcome:
Task and Performance Measure		Actual Result
Project 1341	Provide support publications and information for anglers, hunters, the public and licence agents. Maintain stocks of angling guides in retail outlets. Distribute stocks of support publications on request.	Anglers, hunters, the public and licence agents are informed on fish and game matters and public access. Stocks of publications were maintained in retail outlets and distributed to licence-holders in a timely manner.
Project 1342	Stocks of publications are maintained and distributed to retail outlets and licenceholders in a timely manner. Progressively review and update pamphlet stock as need for reprint arises including web versions. Report to Council on activity by August 2015.	There was no need to reprint pamphlets during the year
Project 1343	Website information forwarded to NZC for loading or loaded directly on a bimonthly basis Make regular contributions to electronic newsletters Website information forwarded to NZC or loaded directly on a bi-monthly basis. Articles submitted to all editions of <i>Reel Life</i> and <i>Both Barrels</i>	Website information forwarded to NZC or loaded directly onto web site on a bi monthly basis. Articles submitted to all editions of <i>Reel Life</i> and <i>Both Barrels</i>
Project 1344	Provide Visitor Information Network with up to date information on angling and hunting. Actively liaise with Visitor information Centres. Information Centre information packs updated by December 2015 where necessary.	Visitor Information Centres provided with information updates as required by December 2015 where necessary.

1350 User Training Objective: Encourage participation and improved angling and hunting technique.		Outcome: Improved angler and hunter skills and participation.
Project 1351	Task and Performance Measure Support club youth group or agent sponsored angling/hunting events.	Actual Result • Angling and hunting events were supported in Queenstown (2) Wanaka (2) and Dunedin (1).
Project 1352	Promotional seminars are supported during the first half of the open angling season and prior to the hunting season. Build on promotional events aimed at recruitment, public awareness of issues and family participation. Hold TAKF in Alexandra Plan TAKF event in Central Otago (Lowburn) Council TAKF programmes expanded during the years and other TAKF programmes supported through grants made by March 2015 TAKF event held in Central Otago by March 2015	TKF grants totaling \$652 were made to 2 clubs for junior angling days during the year. • A further \$1381 was spent on equipment prizes, promotions and advertising for TAKF days. • TAKF days were organized or supported at Earncleugh Pond, Lone Pine Dam, Lake Onslow, and Southern Reservoir.
Project 1353	Issue group angling licences to appropriate groups on request Licences issued as required and results reported in annual report.	• Group licences (55) were issued on request and results reported in the annual report.

1360 Club and Guide Relations Objective: Maintain liaison with rod and gun clubs and guides.		Outcome: Guides and Rod and Gun clubs are informed on fish and game issues.
Project 1361	Task and Performance Measure Liaise with rod and guns clubs and other shooting organizations and TAKF grants made within budget. Adequate liaison maintained with fishing and hunting organisations during year and TAKF grants made within budget.	Actual Result • Staff made 8 visits to 5 rod and gun clubs throughout the region during the year. • Clubs were kept informed of local issues by mail or email.

<p>Project 1362</p>	<p>Liaise with guides and professional guiding associations during the year. Monitor guiding concessions and make submissions where fish and game interests are affected.</p> <p>Liaise over major fishing competitions (Dunstan, Glenorchy, Alexandra District Club, Luggate, and Hawea)</p> <p>Monitor compliance of approved hunting preserves and review preserve season lengths.</p> <p>Adequate liaison maintained with guides and guiding associations during year. Submissions made on DoC concessions where Fish and Game interests are affected.</p> <p><u>Major competitions approved annually in line with policy. Adequate liaison maintained with groups or organisations running fishing competitions. Report to Council in August 2016.</u></p> <p><u>Liaison maintained with hunting preserves and annual activities reports received</u></p> <p><u>Activity for previous year reported in annual report.</u></p>	<ul style="list-style-type: none"> • Liaison was maintained with guides and the NZPFGA with one newsletter in October 2015 and direct contact with NZPFGA executive • Liaison was maintained over major angling competitions at Hawea (2), Glenorchy, Dunstan (2) as well as several smaller club competitions including Waipahi Gold Medal. • Liaison with hunting preserves was discontinued due to the low level of activity.
<p style="text-align: right;">Budget \$158,376</p>		<p style="text-align: right;">Actual \$219,442</p>



OUTPUT 4 – PUBLIC INTERFACE	
<p>1410 Liaison Objective: Maintain good working relationships with Government and non-Government agencies.</p>	<p>Outcome: Fish and Game has good working relationships with agencies and organizations.</p>
<p>Task and Performance Measure Liaise with DOC, Otago Conservation Board, Clutha Fisheries Trust other Government agencies and local bodies over fish and game matters.</p> <p><u>Good working relationships maintained.</u></p> <p><u>Minutes and agenda's exchanged where appropriate (DOC, CFT)</u></p>	<p>Actual Result</p> <ul style="list-style-type: none"> • Good working relationships were maintained with DOC, OCB, University of Otago, New Zealand Landcare Trust, Ngai Tahu, Forest and Bird, ORC, Historic Places Trust, FMC, Walking Access Commission and other agencies over fish and game matters, particularly in the area of water resource planning. • Meeting minutes and agendas were exchanged with the OCB and sent to DOC • Staff attended meetings of the Waiholia Waipori Wetlands Society • Four Clutha Fisheries Trust meetings were attended during the year and minutes and agendas were exchanged. • Liaison was maintained with Biosecurity NZ and MAF over didymo. • A draft MoU with DOC was advanced but not completed during the year. • Agreement in principle was reached over a proposal to establish a research centre on Council's hatchery land in Wanaka
<p>Project 1411</p>	

<p>1420 Communication Objective: Enquiries and complaints received and dealt with promptly</p>	<p>Outcome: The public are informed on issues of interest to them.</p>
<p>Task and Performance Measure Respond to client and public enquiries and complaints promptly.</p> <p><u>Initial response within a week and follow up within two weeks.</u></p>	<p>Actual Result</p> <ul style="list-style-type: none"> • Enquiries and complaints received responses in line with the performance measure.
<p>Project 1421</p>	



1430 Advocacy Objective: Raise public and MP awareness of and support over fish and game issues and contribute to tenure review process.		Outcome: Public awareness raised over fish and game issues and tenure review substantive proposals reflect Fish and Game input
Project 1431	Task and Performance Measure Make at least 40 media releases Pre season media releases prepared for local papers and circulated to other staff: Clutha Leader/Otago-Southland Farmer, Tairā Herald/ Weekender/ODT, Central Otago News/ Mirror/Wanaka Sun/Wanaka Weekly/Mountain Scene/Southland Times. <u>Media releases completed during year</u> <u>Pre-season supplement copy prepared prior to fishing and game season and summer holiday season.</u>	Actual Result • 62 news items referring to Otago Fish and Game Council appeared in regional and local newspapers during the year as a result of statements or releases by staff and Council. • Pre season supplement copy was prepared prior to the fishing and game seasons and summer holiday seasons and appeared in 4 supplements. • Five letters to the editor were published on fish and game matters involving input from councillors or staff
Project 1432	Initiate public advocacy as required in line with Council's position. Support national advocacy on: <ul style="list-style-type: none"> • Minimum flows • RMA amendments • Non-point source pollution Maintain contact with local MPs with written communications and meetings. <u>Effective advocacy initiated as required.</u> <u>MPs kept informed of local issues</u>	<ul style="list-style-type: none"> • Advocacy was initiated over issues including minimum flows, land use impacts, RMA amendments and the transition from mining privileges. • A meeting was held with one local MP. • Meetings were held with Otago Regional Council, and senior regional council staff over affected party status, minimum and residual flows, drought responses and 6A implementation
Project 1433	<u>Identify fish and game values of pastoral leases under review and advocate position on tenure change.</u> <u>Reports and submissions completed by deadline and reported on in the annual report</u>	<ul style="list-style-type: none"> • Dialogue and early warning meetings were attended over upcoming tenure reviews as required. • A submission was prepared on Hukarere Station tenure review.

Project 1434	<p>Implement communications strategy with particular emphasis on water quality and quantity, public awareness and client servicing including "Living Rivers newsletter (6) and feature articles (2). Complete public awareness activities on rivers over minimum flows in line with strategy Further develop Council's PA and marketing capacity <u>Communication strategy implemented during the year</u> <u>PA and marketing capacity further developed</u></p>	<ul style="list-style-type: none"> • Communications strategy implemented during year through project areas 1330, 1340, 1350, 1360, 1410, 1420 and 1430. • Production of "Living Rivers" digital newsletter on water issues was deferred due to work pressure in other areas. • Establishment of a part time PA position was not supported through the budget round.
---------------------	---	--

Support the Living Rivers Campaign and World Wetlands Day	<p>1440 Public Promotions Objective: Task and Performance Measure Support any national campaigning on rivers at a local level. <u>Campaigns supported at local level</u></p>	<p>Outcome: Public awareness of river and wetland issues is increased Actual Result • No Action</p>
Project 1441	Budget \$160,914	Actual \$120,962



OUTPUT 5 - COMPLIANCE	
1510 Ranging Objective: Coordinate activities of rangers in carrying out compliance activities.	Outcome: Anglers and hunters compliance with regulations is monitored.
Task and Performance Measure	Actual Result
<p>Project 1511</p> <p>Carry out compliance activities as required.</p> <p>Plan and implement opening weekend game season ranging exercises in Central Otago.</p> <p>Plan and implement opening weekend game season ranging exercises in Coastal Otago.</p> <p>Plan peak season ranging schedule in Southern Lakes area.</p> <p><u>Report to Council on any ranging events by August 2016.</u></p>	<ul style="list-style-type: none"> • The Council received reports in June 2016 on game season ranging over opening weekend. • Compliance activities were implemented with 1201 anglers and 163 hunters being interviewed by rangers including staff. 17 Notice of Entry' documents were issued under the Search and Surveillance Act. No offences were detected on these properties. • 72 offenders were apprehended during the year excluding licenceholders who failed to produce licences on demand but presented them at a later date. • 15 formal warnings were given for less serious offences or because of extenuating circumstances. • 3 offenders were untraceable • 51 offenders were the subject of further action and are reported on in Objective 1531 below. • Overall compliance with regulations was 94.7% amongst anglers and 95.8% amongst hunters in Otago excluding 'failure to produce licence' offences. • Reports on compliance activity were made in June and August 2016.
<p>Project 1512</p> <p>Maintain adequate liaison between rangers and field staff and run ranger activity return system.</p> <p>Assess ranger applications and review status of rangers annually.</p> <p><u>Adequate liaison maintained with rangers through personal contact, sub regional meetings, and pre angling and game seasons newsletters.</u></p> <p><u>Analysis of ranger activity returns for previous year included in annual report.</u></p>	<ul style="list-style-type: none"> • Field staff maintained close liaison with the 26 current rangers during the year. • Ranger warrants were reviewed and renewed during the year as required • Ranger updates were distributed to rangers during the year along with regular email communication.

<p>1520 Ranger Training Objective Provide rangers with ongoing training relevant to compliance activities.</p>	<p>Outcome: Rangers undertake compliance work safely and effectively.</p>	
<p>Project 1521</p>	<p>Task and Performance Measure Conduct regional rangers training course by November 2015 in Te Anau. Rangers training course conducted by November 2015.</p>	<p>Actual Result • A two day ranger training course was held in Te Anau in November 2015 and local meetings were held with rangers in both Dunedin and Cromwell.</p>

<p>1530 Prosecutions Objectives Prosecutions taken where desirable when fish and game or environmental offences are detected.</p>	<p>Outcome: Regulation offences are detected and acted upon.</p>	
<p>Project 1531</p>	<p>Process offence reports and forward prosecutions to lawyer within one month of date of offence. Lodge with courts within statutory time frames. <u>Offence reports processed and prosecutions forwarded within one month, reports completed and informations signed within time limits.</u> <u>Results of prosecutions for previous year reported in the annual report</u></p>	<ul style="list-style-type: none"> • 45 offences were dealt with by diversion by payment of a penalty fee as reparation rather than going to Court (Table 4). • 6 offences were referred to Court resulting in two successful prosecutions. The remainder are ongoing • Council adopted an updated set of Prosecution Guidelines August 2016 • A compliance summary report was provided to Council in August 2016.
	<p>Budget \$104,377</p>	<p>Actual \$126,473</p>

Table 4. OFFENCE RESULTS 2015/16

Surname	Offence	Offence 2	Location	Outcome	Fine
Stewart	FWL		Lake Hawea	Reparation	\$ 500.00
Macgregor	Fishing closed waters		Matatapu River	Reparation	\$ 200.00
Holden	FWL	Closed waters	Manuherikia River	Reparation	\$ 500.00
Crawford	FWL		Taiari River	Reparation	\$ 500.00
Jeffery	FWL		Taiari River	Reparation	\$ 500.00
Walker	FWL		Lake Wakatipu	Reparation	\$ 500.00
Christie-Johnston	FWL		Lake Wakatipu	Reparation	\$ 500.00
Hansen	FWL		Lake Kirkpatrick	Reparation	\$ 500.00
Sisson	FWL		Lake Kirkpatrick	Reparation	\$ 200.00
Morales	FWL		Kawarau River	Reparation	\$ 500.00
Potts	FWL	Closed waters	Manuherikia River	Reparation	\$ 500.00
Fromius	Fishing closed waters		Taiari River	Reparation	\$ 200.00
Bennert	Fishing closed waters		Taiari River	Reparation	\$ 200.00
Amer	FWL		Taiari River	Reparation	\$ 500.00
Cowlin	FWL	False info	Lake Hawea	Prosecution	Ongoing
Ruri	FWL	False info	Moke Lake	Prosecution	\$1,130.00
Hubbard	FWL		Moke Lake	Reparation	\$ 500.00
Wilson	FWL		Clutha River	Reparation	\$ 500.00
Hansen	FWL		Taiari River	Reparation	\$ 500.00
Steel	FWL		Pomohaka River	Reparation	\$ 500.00
Pearson	FWL		Lake Wakatipu	Prosecution	\$1,180.00
Smith	FWL	False Info	Lake Dunstan	Reparation	\$ 750.00
Hucklebridge	FWL		Waipori River	Reparation	\$ 500.00
Barclay	FWL		Southern Reservoir	Reparation	\$ 500.00
Kennerley	FWL		Lake Wanaka	Reparation	\$ 500.00
Dobson	FWL		Lake Wanaka	Reparation	\$ 500.00
Fischer	FWL		Clutha River	Reparation	\$ 500.00
McGregor	FWL		Lake Dunstan	Reparation	\$ 500.00
Hensley	FWL		Lake Wakatipu	Prosecution	Pending
Wishart	FWL	False info	Lake Wakatipu	Prosecution	Arrest warrant issued
Livingstone	FWL	False info	Lake Wakatipu	Prosecution	Ongoing

Radloff	FWL			Moke Lake	Reparation	\$ 500.00
Langley	FWL			Lake Kirkpatrick	Reparation	\$ 500.00
Sharples	FWL			Leith Stream	Reparation	Work contribution
Araya	FWL			Clutha River	Reparation	\$ 500.00
Laird	FWL			Lake Kirkpatrick	Reparation	\$ 500.00
Sut	FWL			Lake Kirkpatrick	Reparation	\$ 500.00
Hanson	FWL			Lake wanaka	Reparation	\$ 200.00
Lees	FWL			Leith Stream	Reparation	\$ 100.00
Smith	FWL			Lower Clutha River	Reparation	\$ 500.00
Ferguson	FWL			Lower Clutha River	Reparation	\$ 500.00
Clement	FWL			Clutha River	Reparation	\$ 200.00
Monnee	FWL			Clutha River	Reparation	\$ 200.00
McRoberts	Shooting protected species					
Dickson	FWL & Lead shot			Kyeburn	Reparation	\$ 500.00
Barnett	Lead shot possession			Wairuna	Reparation	\$ 1,100.00
Moran	Lead shot possession			Omakau	Reparation	\$ 200.00
Hewitt	HWL			Omakau	Reparation	\$ 200.00
Powrie	HWL			Slopedown	Reparation	\$ 600.00
Scott	Over bag limit & Lead shot			Slopedown	Reparation	\$ 600.00
Weir	Over bag limit			Kyeburn	Reparation	\$1,000.00
				Kyeburn	Reparation	\$ 500.00

OUTPUT 6 LICENCING	
1610 Licence Production & Distribution Objective: Print and distribute licences and supporting information in a timely manner.	Outcome: Licences on sale on time
Task and Performance Measure	Actual Result
<p>Project 1611</p> <p>Liaise closely with licensing service provider to ensure:</p> <ul style="list-style-type: none"> • Licences and supporting information is set, proof-read, printed and distributed for 2016 game season by mid-March 2016 and 2016/17 fishing season licences by 3rd week in August 2016. • Closely monitor licence sales and revenue returns from agents via Eyede. • Closely monitor database management to ensure timely data entry and data quality. <p><u>Licences distributed to agents by mid-March 2016(Game) and 3rd week in August 2016 (Fish). Report to Council on a bi-monthly basis on licence sales and revenue returns and report in February for the previous year.</u> <u>Database monitored and quality maintained.</u></p>	<ul style="list-style-type: none"> • Game licence books were issued to agents in mid March 2016 with supporting information. • Fish licence books were issued in late August 2016. • Council received reports on a bimonthly basis on licence sales and revenue returns. Sales results for the 2015/16 season are detailed in Table 5 below. • Licence sales and revenue returns from agents was closely monitored during the year. • Client database monitored and quality maintained throughout year.
1620 Agent Servicing Objective: Maintain good working relationships with agents and support their sales of licences.	Outcome: Agents are good ambassadors for Fish and Game
<p>Project 1621</p> <p>Liaise effectively with agents throughout year and produce two pre season agents broadsheets. Arrange coverage over the summer holiday period. Monitor return of books, revenue and agent debt levels.</p> <p>Two agents broadsheets produced: summer holiday staff coverage maintained. key agents visited annually and: informal liaison maintained by field staff with individual status reports on visits back to Administration Office. <u>Agent returns monitored and reported on to CE and OA monthly.</u></p>	<ul style="list-style-type: none"> • Key agents were visited during the year. • Agents liaison was maintained over the summer holiday period. • Informal liaison with agents was maintained by field staff. • Two agents' broadsheets were produced during the year. • Paper licences were phased out and agents use of online sales facilities were strongly supported.

	<ul style="list-style-type: none"> • Agent returns were monitored and reported on regularly. • 2014/15 licence sales were reported to Council in November 2015.
--	---

1630 Commission Objective	Outcome:	
Pay commission on licence sales	Commission is paid to agents on time	
Project 1631	Ensure licence commission is paid to agents by service provider as required.	• Commission was paid to agents by the licence outsourcing service provider Eyede.
	Commission paid to agents promptly by service provider as required and recorded in annual report.	
	Budget \$42,001	Actual \$124,264



Table 5. LICENCE SALES 1999 to 2016

FISH	15/16	14/15	13/14	12/13	11/12	10/11	09/10	08/09	07/08	06/07	05/06	04/05	03/04	02/03	01/02	00/01	99/00
Adult Season	5120	6401	6916	7033	6991	6508	6363	6252	6743	6647	6334	6254	6170	5530	5751	6170	8508
Adult Winter	288	366	443	487	503	467	311	423	508	401	499	279	437	460	373	486	393
Local Area	680																
Senior Loyal	691																
Adult Day	8907	7068	6025	7024	6247	5514	5597	5287	6001	5447	6282	6464	5303	5318	5071	5454	4695
Family	4338	4536	4573	4648	4329	4423	4536	4341	4298	3793	3533	2881	3009	2580	2467	2071	
Non Resident	1153	984															
NR Junior	41	38															
Junior WS	729	779	756	745	635	638	627	691	785	739	1035	1044	645	652	709	755	1225
Junior Winter	-	38	53	43	52	56	30	31	33	38	67	44	24	24	24	31	39
Long Break	105																
Short Break	651																
Junior 24hr	552	519	463	571	671	451	601	484	530	490	774	845	328	305	266	262	230

GAME	15/16	14/15	13/14	12/13	11/12	10/11	09/10	08/09	07/08	06/07	05/06	04/05	03/04	02/03	01/02	00/01	99/00
Adult Season	3987	3950	3933	4181	4005	3982	3760	3505	3586	3268	3183	3112	3110	3086	3007	2834	2866
Adult Day	82	90	63	67	58	37	24	42	49	51	25	32	43	16	26	21	20
Junior Season	342	324	380	382	357	370	337	324	329	303	315	342	167	152	155	142	121
Junior Day	5	7	3	6	2	0	0	2	2	6	4	8	1	0	0	0	1
Child	104	na	na	na	na	119	134	118	106	81	77	32	68	70	55	38	51



OUTPUT 7		COUNCIL	
1710 Council Elections Objective Maintain election database and conduct Council election in accordance with regulations.		Outcome: Electoral roll is up to date and triennial election held without incident.	
Project 1711	Task and Performance Measure Ensure electoral roll is updated and maintained throughout year by service provider. Hold triennial election through service provider <i>electionz.com</i> and encourage voter enrolment and participation. <u>Electoral roll updated and maintained throughout year by service provider. Triennial Election held in November 2015</u>	Actual Result <ul style="list-style-type: none"> • Electoral roll was maintained up to date during year by licencing service provider Eyede. • The triennial Council election was held on 9 October 2015 using service provider <i>Electionz.com</i>. Results were publicly notified on 17 October 2015 and the first meeting of the new Council was held on 26 November 2015. 	
1720 Council Meetings Objective Provide efficient and effective servicing of the Council.		Outcome: Council meetings held.	
Project 1721	Compile and post council agenda papers one week in advance of meetings, circulate other material promptly. Hold six council meetings during the year including one dedicated planning meeting. Convene Executive and other committee meetings as required. Rationalize Cromwell office arrangements Review Council policy including delegations and risk management arrangements <u>Agenda papers posted a week in advance of meetings, minutes circulated within two weeks.</u> <u>Six Council meetings held during the year.</u> <u>Policy developed by February 2015</u> <u>Tasks completed by August 2015</u> <u>Report to Council in November 2015</u>	<ul style="list-style-type: none"> • Six Council meetings were held during the year in addition to the February planning meeting. All meetings were advertised. Minutes and agendas were circulated in a timely manner. • Bruce Jeffries was appointed as the Otago Conservation Board representative on the Council in August 2016. • A DOC representative attended the June 2016 meeting. • Murray Neilson attended meetings as co-opted Council member. • Rationalisation of Cromwell office arrangements and a review of Council policy were not completed. 	
		Budget \$48,659	Actual \$49,663



OUTPUT 8 PLANNING AND REPORTING	
1810 Management/ Strategic Planning Objective: Develop and maintain resource inventory and database.	Outcome: Resource inventory up to date
Project 1811 Task and Performance Measure Establish 'Ferret' document system for storage and retrieval of digital copies of all council documents. <u>Progress report to Council in February 2016.</u>	Actual Result <ul style="list-style-type: none"> • The 'Ferret' document management system was established within the year and file material was progressively logged into it. Council was kept informed of progress.
1820 Annual Planning Objective: Fulfill annual planning requirements in a timely manner.	Outcome: Annual Plan completed and approved
Project 1821 Hold special annual planning meeting in February 2016 and complete draft OWP and budget for 2016/2017 by August 2016. <u>Plan completed by due dates</u>	<ul style="list-style-type: none"> • A strategic planning meeting was held on 14 February 2016 in Alexandra for the development of the 2016/17 Annual Plan. • The OWP and budget for 2016/2017 was completed and approved in August 2016.
1830 Annual Reporting Objective: Fulfill annual reporting requirements in a timely manner.	Outcome: Annual Report completed and audited
Project 1831 Complete 2014/2015 Annual Report prior to 2015 AGM. <u>Report presented to AGM</u>	<ul style="list-style-type: none"> • The Annual Report for 2015/2016 was presented to the AGM in Dunedin on 26 November 2015. • The Annual Report was forwarded to Parliament in early December 2015.

<p>1840 National Liaison Objective: Effectively communicate with, support and liaise with the NZFGC and other Regional FGC's on fish and game matters.</p>	<p>Outcome: Working relationships are maintained with other Fish and Game Councils.</p>	
<p>Project 1841</p> <p>Make submissions to NZC and other regions as required including on implementation of the guides licence and new licence categories.</p> <p>Hold one Council to Council meeting with CSI and Southland during the year for liaison purposes.</p> <p><u>Submissions on matters of interest including implementation of the guides licence and new licence categories made as required.</u></p> <p><u>One Council to Council meeting held during the year</u></p>		<ul style="list-style-type: none"> • Information requests from NZC and other Regional FGC's were dealt with in a timely manner. • Submissions were made to NZC on matters including Fish and Game Council elections, cross boundary issues, the guides licence, and 2016/17 budgets and licence fees. • Councillors and staff attended an NZ Council meeting in Cromwell in March 2016 and conducted a field trip.
<p>Project 1842</p> <p>Contribute resources to Fish and Game's national decision-making projects, sub-committees and working parties as far as possible.</p> <p>Contribute staff time to national marketing, recruitment and retention initiatives</p> <p>Contribute staff time to national Licencing Working Party</p> <p><u>Staff and councillors act as members of national sub-committees and working parties, and sufficient inter-regional liaison occurs for good communication.</u></p> <p><u>National marketing, recruitment and retention initiatives supported during the year</u></p> <p><u>National licencing system meets the needs of Fish and Game Councils</u></p>		<ul style="list-style-type: none"> • Ian Hadland was a member of the Licence Working Party which met several times during the year and the PA Network. • Morgan Trotter was a member of the Compliance Network. • John Jillett served as appointee to the New Zealand Council. • Peter Wilson was a member of the RMA Network which met once during the year.
	<p>Budget \$79,093</p>	<p>Actual \$93,840</p>

