

# PREDATOR TRAPS

Doc series trapping systems



## Doc 200

Stoats

Rats

Hedgehogs



Department of  
Conservation  
*Te Papa Atawhai*



cmi  
SPRINGS

The Doc 200 has passed 'draft' NAWAC (National Animal Welfare Advisory Committee)\* guidelines as a humane kill trap for stoats, rats and hedgehogs. These setting instructions must be followed to meet these guidelines.

Treadle and hole in baffle must be aligned

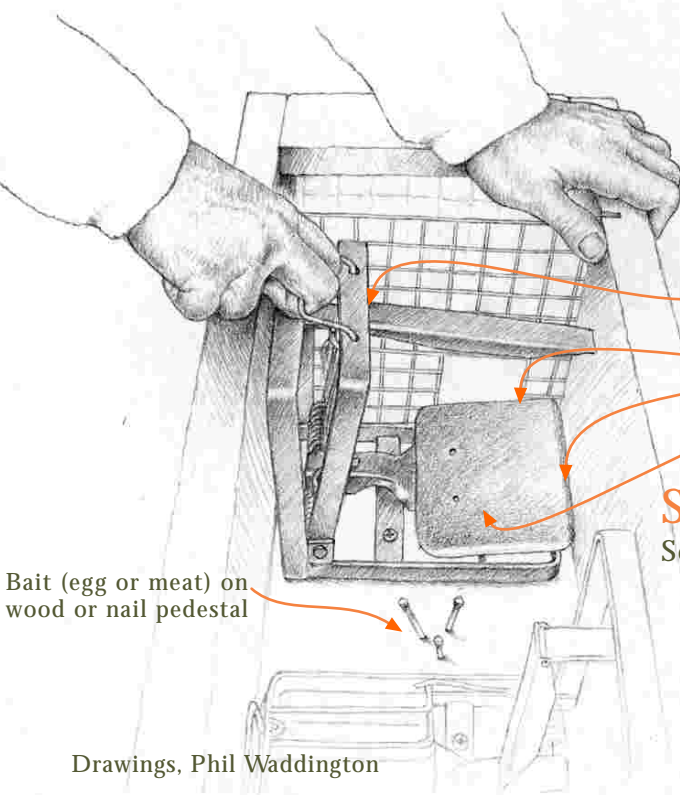
Setting loop

Sear

## Step one

Locating and screwing the trap in the tunnel:

- | Use size 6 x 25mm rust proof screws
- | Traps should be fixed with the treadle 5mm (approximately) from the side of the box and the baffle\*\*.



## Step two

Setting the trap:

- | Pull carefully on the wire setting loop with your hand. Continue past the top of the trigger arm, allowing the trigger arm to drop onto the treadle.
- | **SLOWLY** release pressure, allowing the bottom of the trigger arm to gently ride up treadle and catch on the sear.

Drawings, Phil Waddington



## Trap and setting tool Purchase

Traps and setting tool are available direct from the manufacturer, CMI Springs.



| C M I Springs  
T | 09 579 4089      F | 09 579 2595  
E | rossm@cmisprings.co.nz  
A | PO Box 3963, Auckland.

## Trap box Purchase

Traps in boxes can be purchased direct from Haines Pallet Co.

| Haines Pallet Co. Ltd.  
T | 04 568 6898      F | 04 5686480  
E | haines.pallets@paradise.net.nz  
A | 111 Hutt Park Road, Seaview.

## Advice, contacts and website

Predator control advice, trap development contacts and feedback.

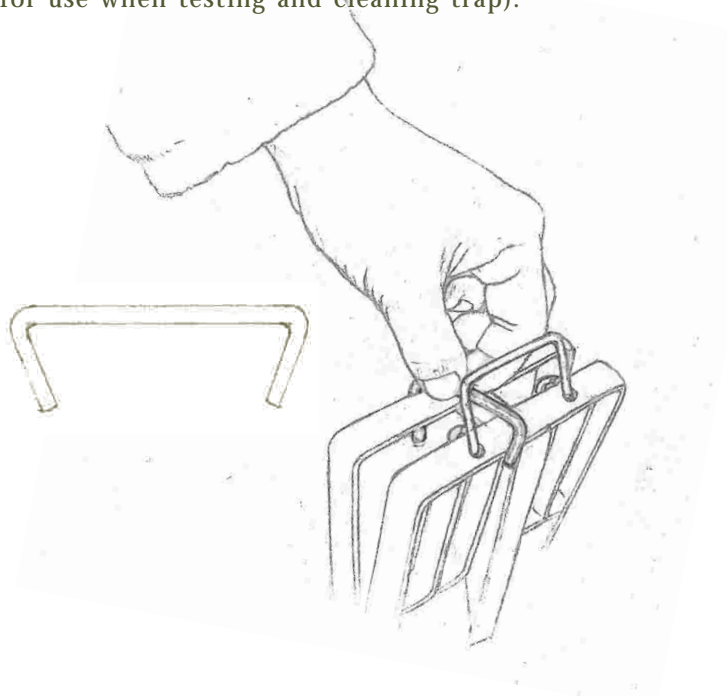


Department of  
Conservation  
*Te Papa Atawhai*

| Darren Peters  
Department of Conservation  
National Predator Control  
Research Development & Improvement  
T | 04 471 3256      F | 04 471 3279  
E | dpeters@doc.govt.nz  
A | P.O. Box 10-420  
65 Victoria Street  
Wellington.

## The Safety clip

Safety clip application (one clip per order, for use when testing and cleaning trap).



| Phil Waddington  
Trap Development  
T | 04 934 5201  
E | joyphill@paradise.net.nz  
A | 5 Collins Street, Petone.

[www.predatortraps.com](http://www.predatortraps.com)

# PREDATOR TRAPS

Doc series trapping systems



## Doc 200

Stoats  
Rats  
Hedgehogs



Department of Conservation  
*Te Papa Atawhai*



These Department of Conservation 'current best practice' tunnel designs must be used with DOC 200 traps. These tunnels are designed to exclude non target species, guide target species and provide public safety.

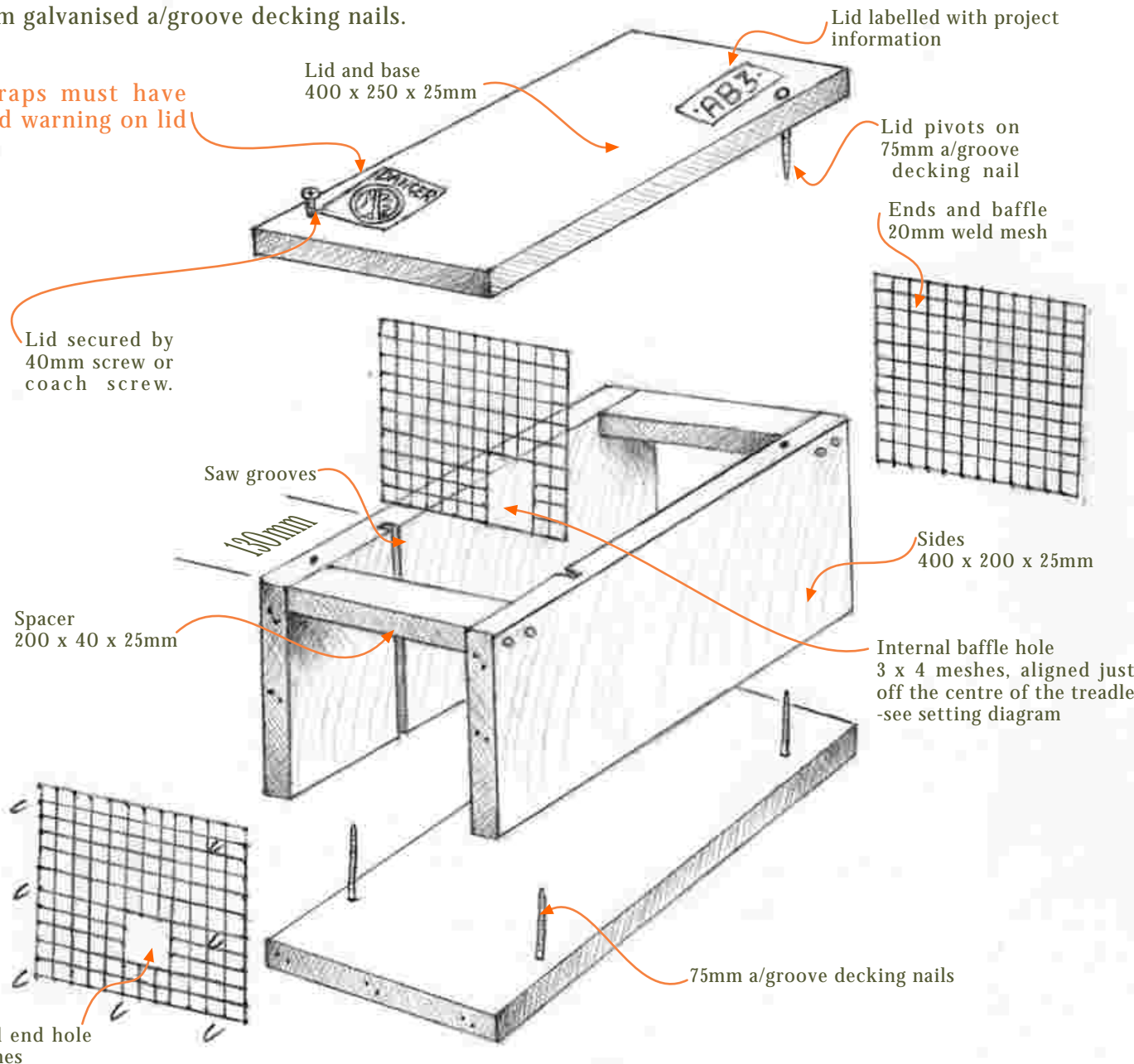
## Single set tunnel design.

In areas where weka are present, the tunnel length is 525mm, the distance from the end mesh to the internal mesh increases from 130mm to 265mm.

### Materials

- ! All timber H4 treated radiata or similar.
- ! Ends and baffles 20mm galvanised weld mesh.
- ! 75mm galvanised a/groove decking nails.

All traps must have hazard warning on lid



# PREDATOR TRAPS

Doc series trapping systems



Doc 200

Stoats  
Rats  
Hedgehogs



Department of Conservation  
*Te Papa Atawhai*



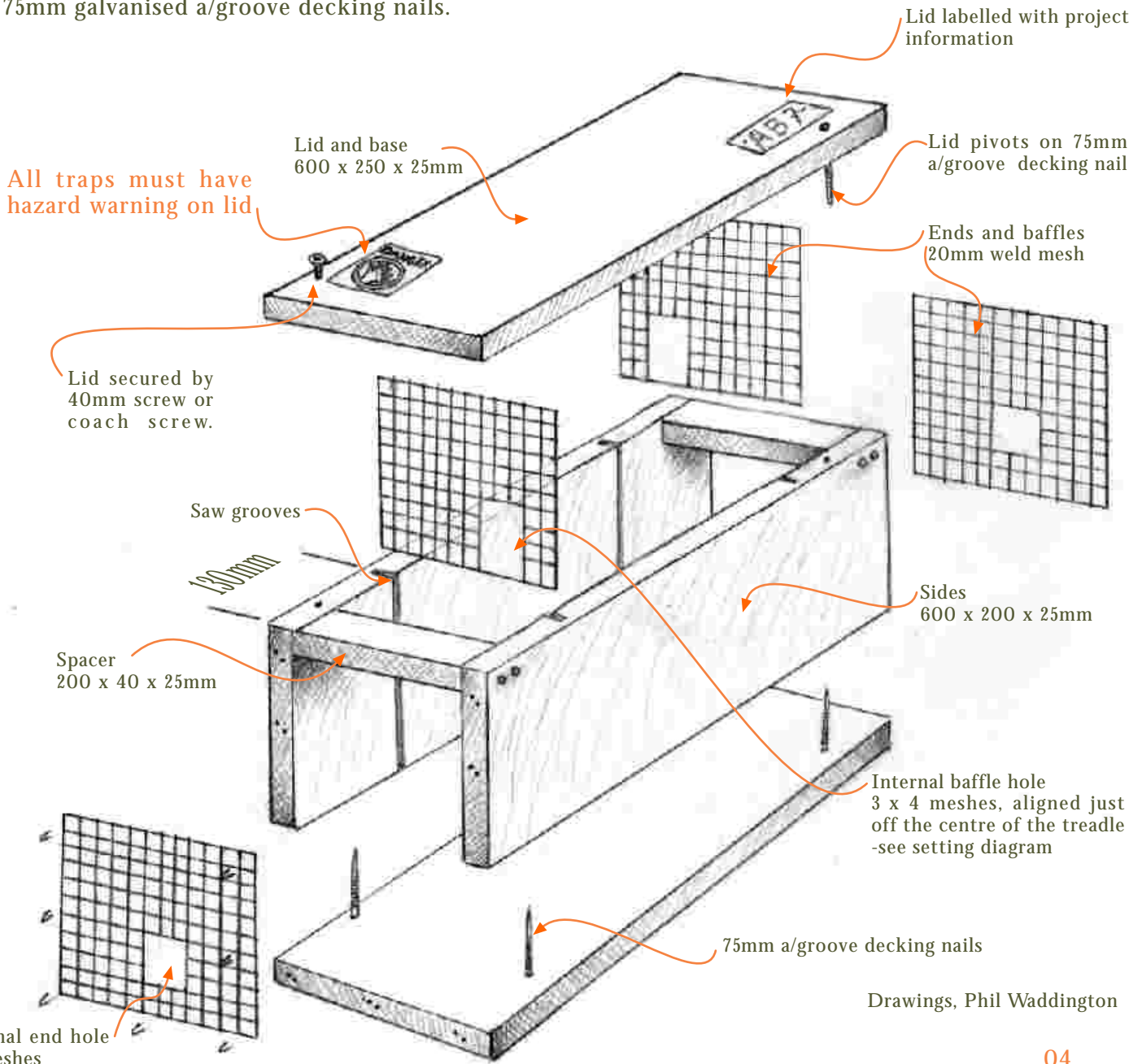
These Department of Conservation 'current best practice' tunnel designs must be used with DOC 200 traps. These tunnels are designed to exclude non target species, guide target species and provide public safety.

## Double set tunnel design.

In areas where weka are present, the tunnel length is 950mm, the distance from the end mesh to the internal mesh increases from 130mm to 265mm.

### Materials

- ! All timber H4 treated radiata or similar.
- ! Ends and baffles 20mm galvanised weld mesh.
- ! 75mm galvanised a/groove decking nails.



Drawings, Phil Waddington